

מתכנן / יצרן נכבד

■ אקסטל מגישה לך קטלוג הכולל את מלוא המידע הדרוש ליישום ותפעול המערכת / סיסטמה. כל המידות המצוינות בקטלוג הינן במ"מ אלא אם צוין אחרת.

■ פרופילי האלומיניום המופיעים בקטלוג עשויים מנתך 6063 בטיפול טרמי T5. בשרטוטי הפרופילים מופיעים מידות כלליות ועובי דופן של הפרופילים. אקסטל מוסמכת לסמן את מוצריה לפי תקן ישראלי לייצור פרופילים: 7685 חברת אקסטל נבחנת ונסקרת ע"י מכון התקנים הישראלי לתקן הבינלאומי: ISO9001.

■ סימני הזיהוי של מערכות אקסטל, פרופילי האלומיניום והאבזרים של אקסטל הינם:



1. פס אחד או שני פסים המוטבעים על הפרופיל



2. סימן מסחרי

extal

3. סימן הזיהוי לציפוי אקסטל

■ מצבעת אקסטל נמצאת תחת פיקוח מכון התקנים בהתאם לתקן הישראלי, 4402, חלק 2, ייצור פרופילי אלומיניום לשימושים ארכיטקטוניים: פרופילים מוגמרים. כל הפרופילים הנצבעים באקסטל עוברים טיפול כימי מכין בהתאם לתקן האירופאי qualicoat.

■ לצורך פגישות יעוץ, תמיכה והדרכה למוצרים השונים, ניתן לפנות למחלקת הפיתוח והתמיכה של אקסטל.

■ מגוון מוצרי אקסטל - מערכות אלומיניום והמוצרים הנלווים למערכות אלו ניתנים לרכישה אצל משווקים ברחבי הארץ. לקבלת רשימת משווקים מורשים בארץ ניתן לפנות לאתר החברה בכתובת:

www.extal.com

לתשומת לב

■ חוברת למוצר זו הוכנה בקפידה רבה על מנת להבטיח את דיוק המידע. אף על פי כן, ייתכן ונפלו טעויות כלשהן במידות, במשקלים או בפרטים אחרים.

משקל הפרופיל הינו תיאורטי וגם עשוי להשתנות בהתאם לדרישות התקן. עקב הסיבות הנ"ל אין לבסס חישובי מחיר על משקלי הפרופילים המופיעים בקטלוג.




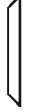



■ אקסטל שומרת לעצמה את הזכות לבצע כל שינוי, טכני או אחר, ללא כל הודעה מוקדמת. הנכם מוזמנים לבקר באתר אקסטל, על מנת להתעדכן בשינויים והחידושים.

■ כל סדרות אקסטל, מבוססות על פטנטים ומדגמים רשומים. הן הפרופילים והן האבזרים.






■ הנתונים הטכניים בקטלוג זה מיועדים להדרכה בלבד! פעילות הלקוח ע"פ הנתונים הללו מהקטלוג הינו באחריותו בלבד!!

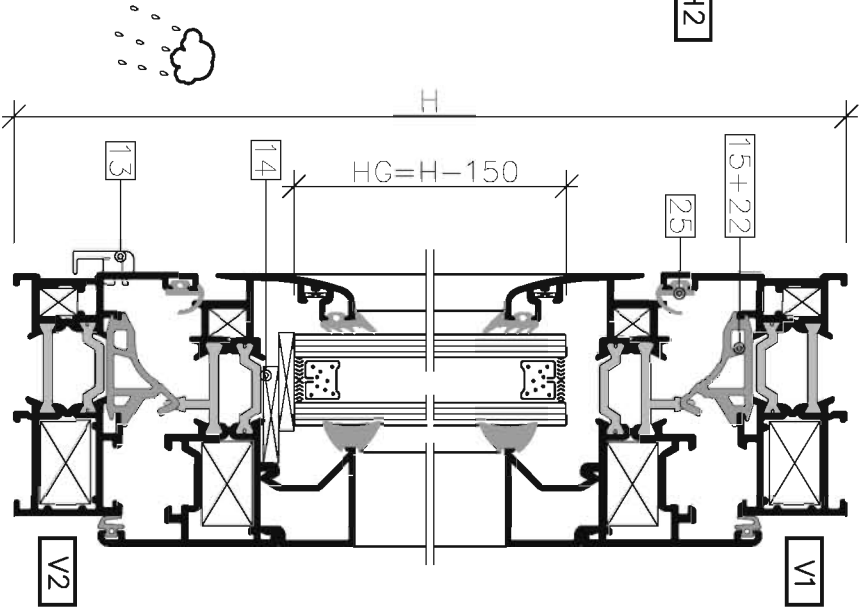
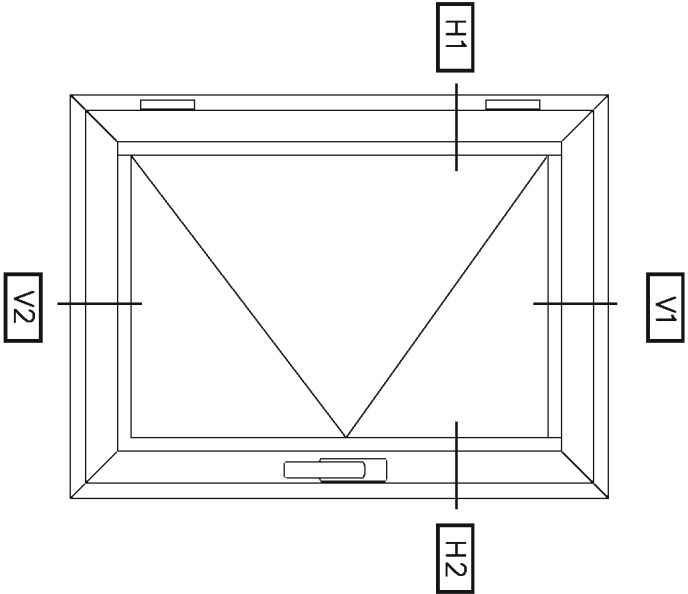


PROFILES

Number in the drawing	Profile No	Fig.	Cutting dimensions	Units	Cutting
1	731009		H	2	
			L	2	
2	731010		H-45	2	
			L-45	2	
			H-180	2	
3	007621		L-140	2	
4	001772				

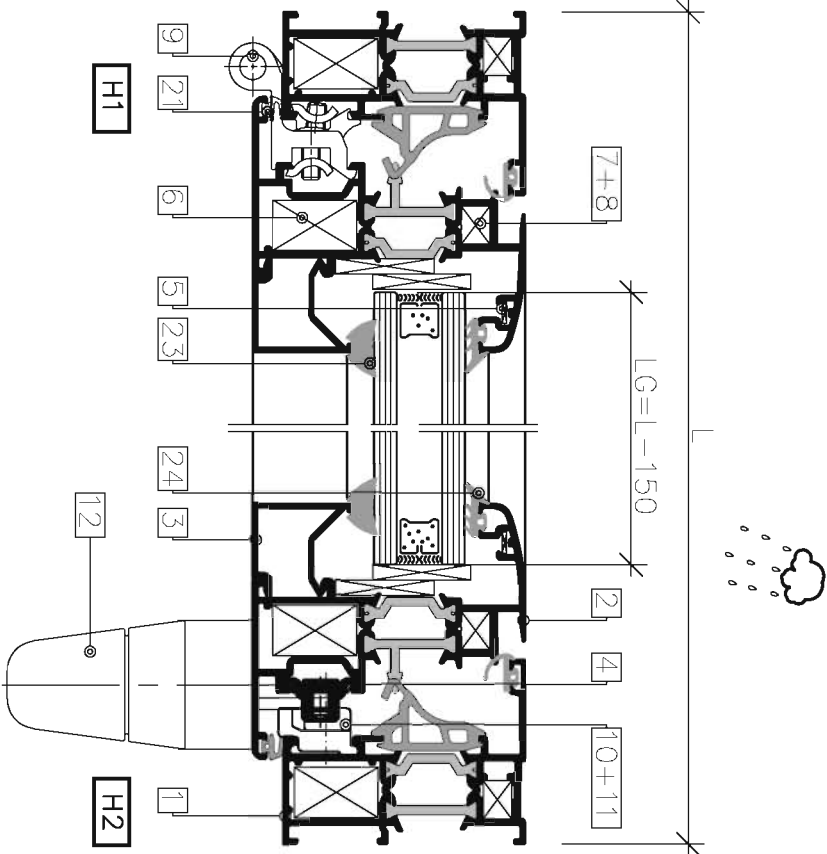
GASKETS

Number in the drawing	Gasket No	Fig.	Description
21	206401		Internal Gasket
22	206302		Central Gasket
23	206201		Internal glazing Gasket
24	206207		Exterior glazing Gasket
25	206402		Exterior Gasket






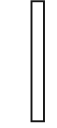





ACCESSORIES

Number in the drawing	Accessory No	Fig.	Description	Units
5	203204		flat alignment corner bracket	4
6	203108		Corner Joints	8
7	203205		Corner Joints	8
8	203207		Pin for corner	16
9	201108		Hinge	2
10	202171		Bolt Clamp	2
11	202104		Rod connection piece	2
12	202204		Window Handle	1
13	208114		Water drainage cover	OS needed
14	208710		glass supporter	OS needed
15	206102		Corner for Central Gasket	4








PROFILES

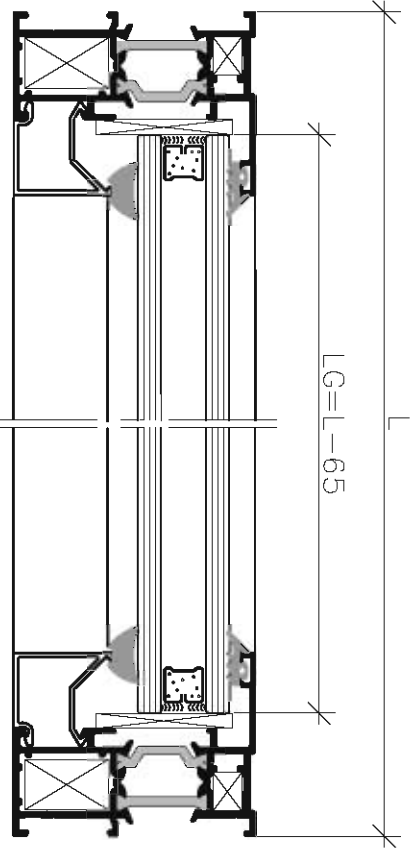
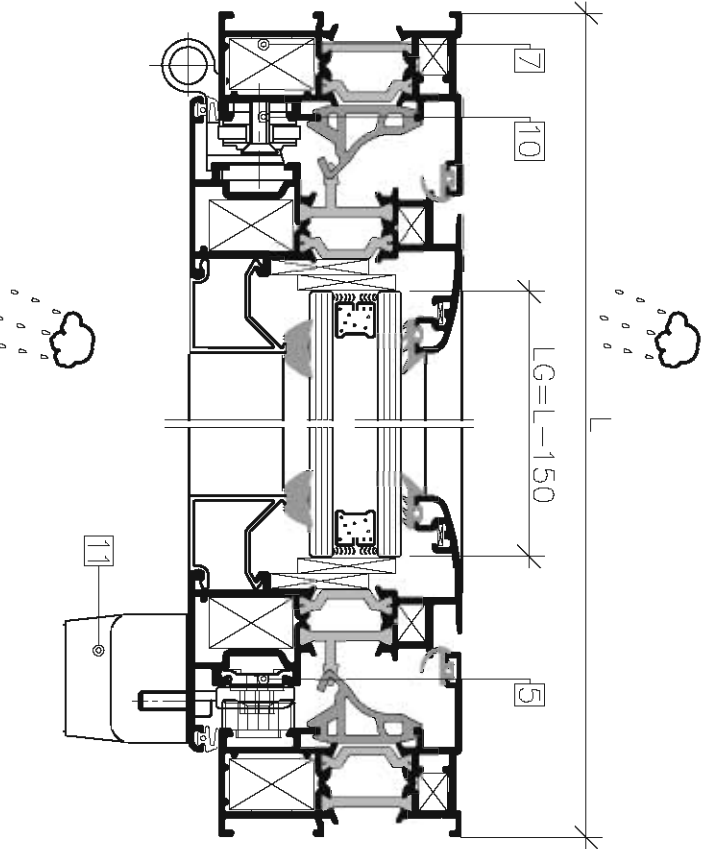
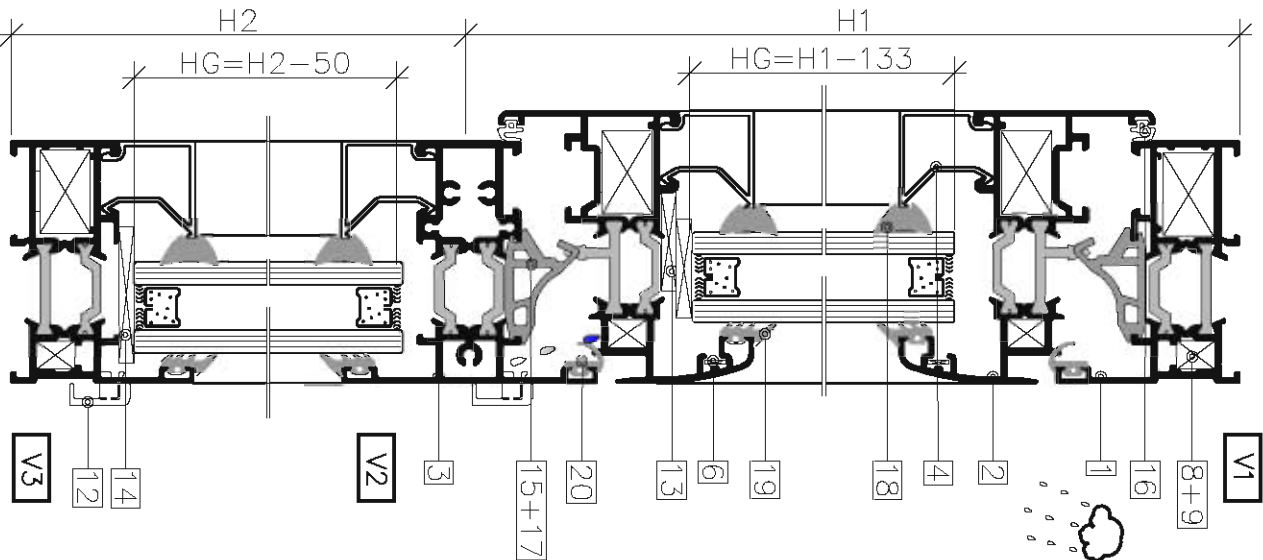
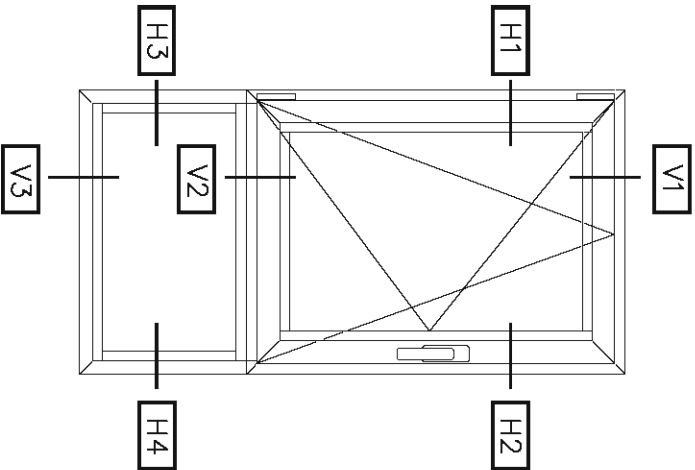
Number in the drawing	Profile No	Fig.	Cutting dimension	Units	Cutting
1	731009		H L	2 2	
2	731010		H1-30 L-45	2 2	
3	731011		L-57	2	
4	007621		H1-165 L-140 H2-82 L-57	2 2 2 2	
5	001772				

ACCESSORIES

Number in the drawing	Accessory No	Fig.	Description	Units
6	203204		flat alignment corner bracket	4
7	203108		Corner joints	8
8	203205		Corner joints	8
9	203207		Pin for corner	16
10	*		Tilt & turn mechanism	1
11	*		Window Handle	1
12	208114		Water drainage cover	2
13	208710		glass supporter	QS needed
14	208725		glass supporter	QS needed
15	206102		Corner for Central Gasket	4

GASKETS

Number in the drawing	Gasket No	Fig.	Description
16	206401		Internal Gasket
17	206302		Central Gasket
18	206201		Internal glazing Gasket
19	206207		Exterior glazing Gasket
20	206402		Exterior Gasket



PROFILES

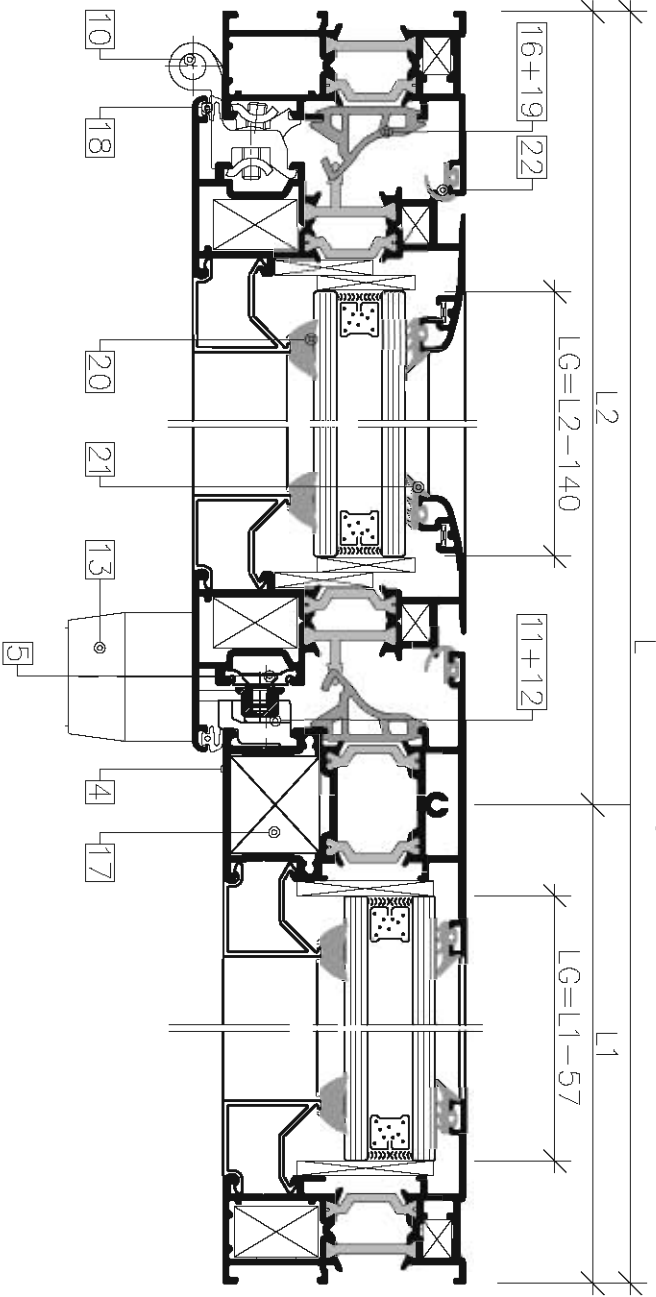
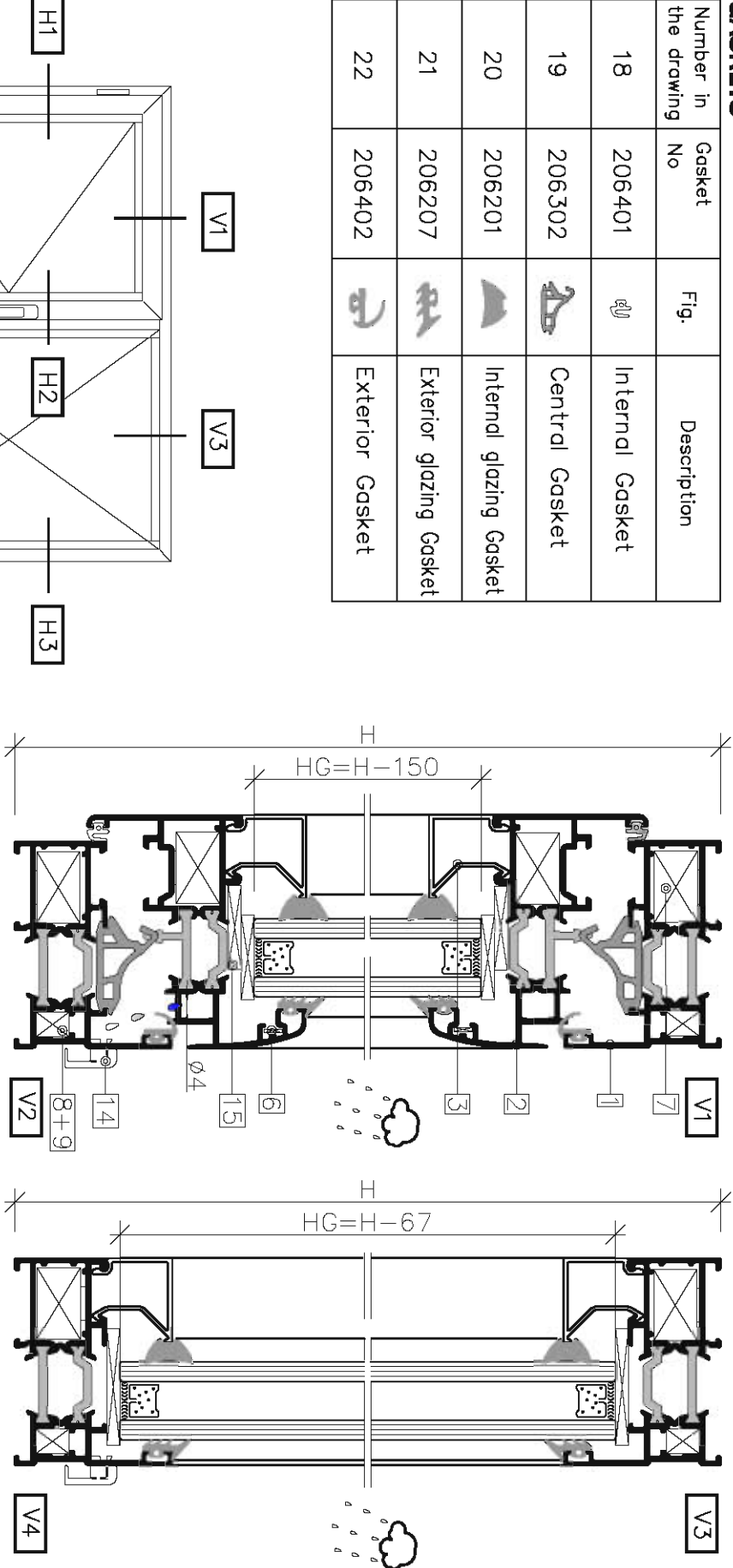
Number in the drawing	Profile No	Fig.	Cutting dimension	Units	Cutting
1	731009		H	2	
			L	2	
2	731010		H-45	2	
			L2-36	2	
			H-180	2	
			H-97	2	
3	007621		L1-42.2	2	
			L2-132	2	
4	731008		H-57	1	
5	001772				

ACCESSORIES










Number in the drawing	Accessory No	Fig.	Description	Units
6	203204		flat alignment corner bracket	4
7	203108		Corner Joints	8
8	203205		Corner joints	8
9	203207		Pin for corner	16
10	201108		Hinge	2
11	202171		Bolt Clamp	2
12	202104		Rod connection piece	2
13	202210		Window Handle	1
14	208117		Water drainage cover	as needed
15	208710		glass supporter	as needed
16	208725		glass supporter	as needed
17	206102		Corner for Central Gasket	4
18	203303		Cross joint for T profile	2

GASKETS

Number in the drawing	Gasket No	Fig.	Description
18	206401		Internal Gasket
19	206302		Central Gasket
20	206201		Internal glazing Gasket
21	206207		Exterior glazing Gasket
22	206402		Exterior Gasket








PROFILES

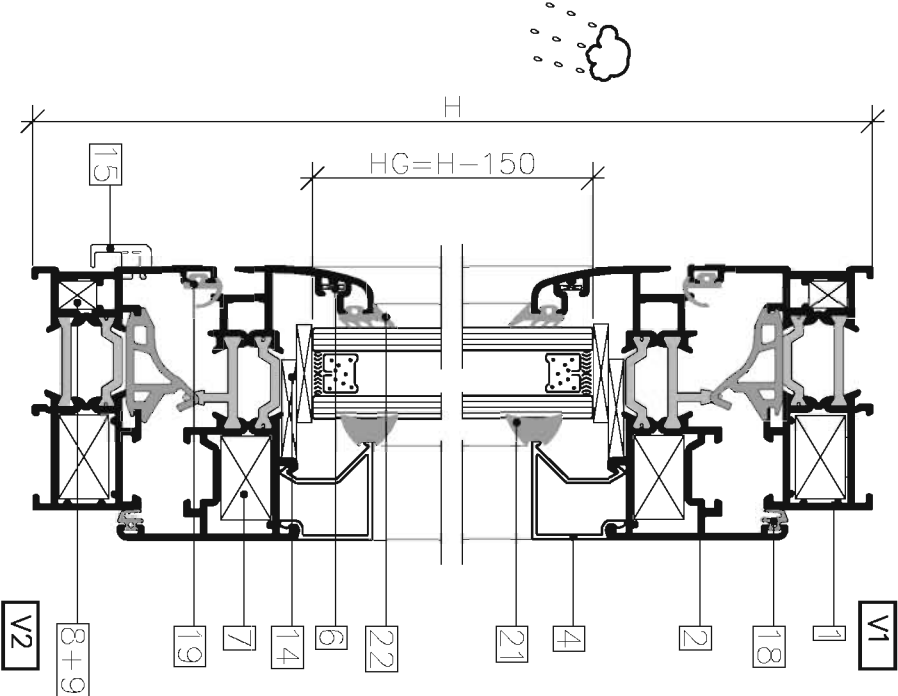
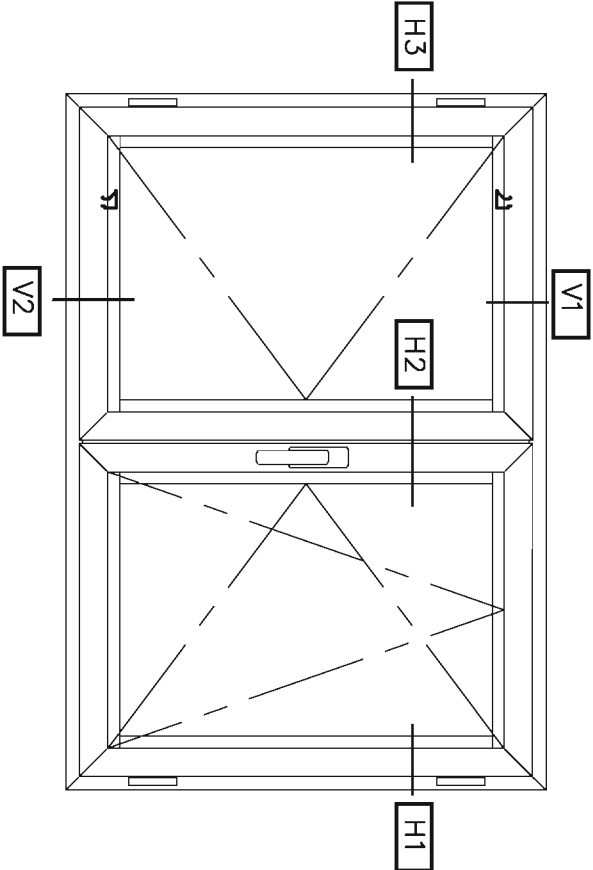
Number in the drawing	Profile No	Fig.	Cutting dimension	Units	Cutting
1	731009		H	2	
2	731010		L	2	
			H-45	4	
3	030030		L/2-25	4	
			H-57	1	
4	007621		H-180	4	
			L/2-120	4	
5	001772				

ACCESSORIES


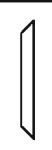











Number in the drawing	Accessoy No	Fig.	Description	Units
6	203204		flat alignment corner bracket	8
7	203108		Corner Joints	12
8	203205		Corner Joints	12
9	203207		Pin for corner	24
10	*		Tilt & turn mechanism	1
11	*		Window handle	1
12	202407?		Bar	1
13	201108		Hinge	2
14	208710		glass supporter	As needed
15	208114		Water drainage cover	As needed
16	208104		Covers	1
17	206102		Corner for Central Gasket	4

GASKETS

Number in the drawing	Gasket No	Fig.	Description
18	206401		Internal Gasket
19	206402		Exterior Gasket
20	206302		Central Gasket
21	206201		Internal glazing Gasket
22	206207		Exterior glazing Gasket

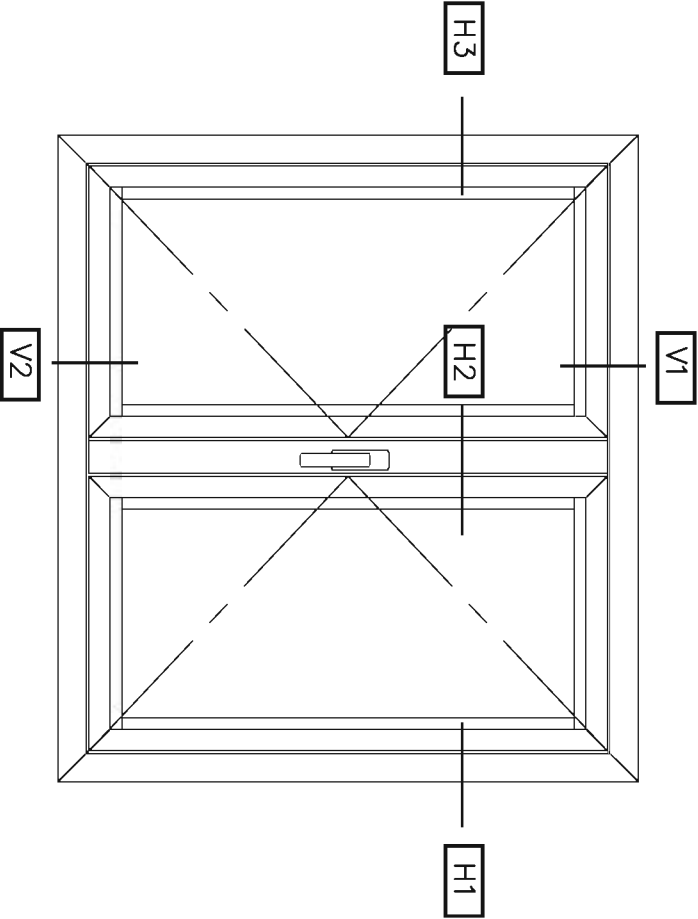


PROFILES


Number in the drawing	Profile No	Fig.	Cutting dimension	Units	Cutting
1	731009		H	2	
2	030089		L	2	
3	030030		H-45	4	
4	007621		L/2-25	4	
5	001184		H-57	1	
			H-220	4	
			L/2-160	4	
			L-75	1	

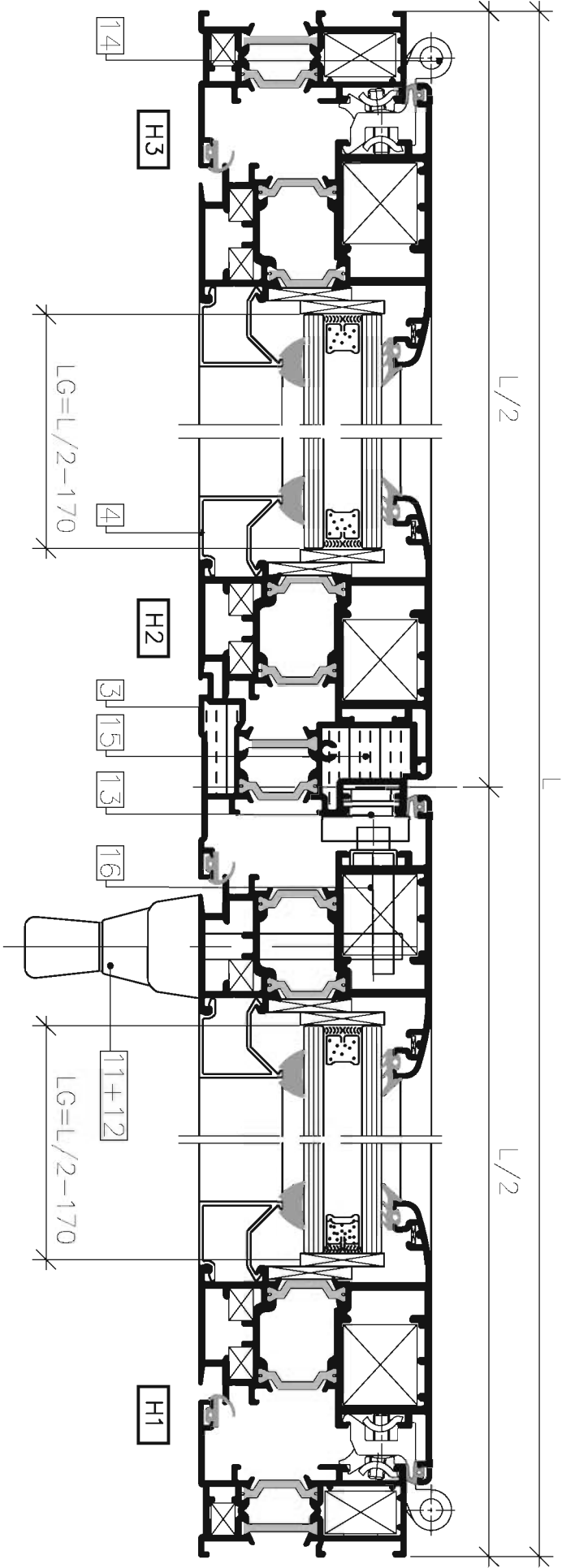
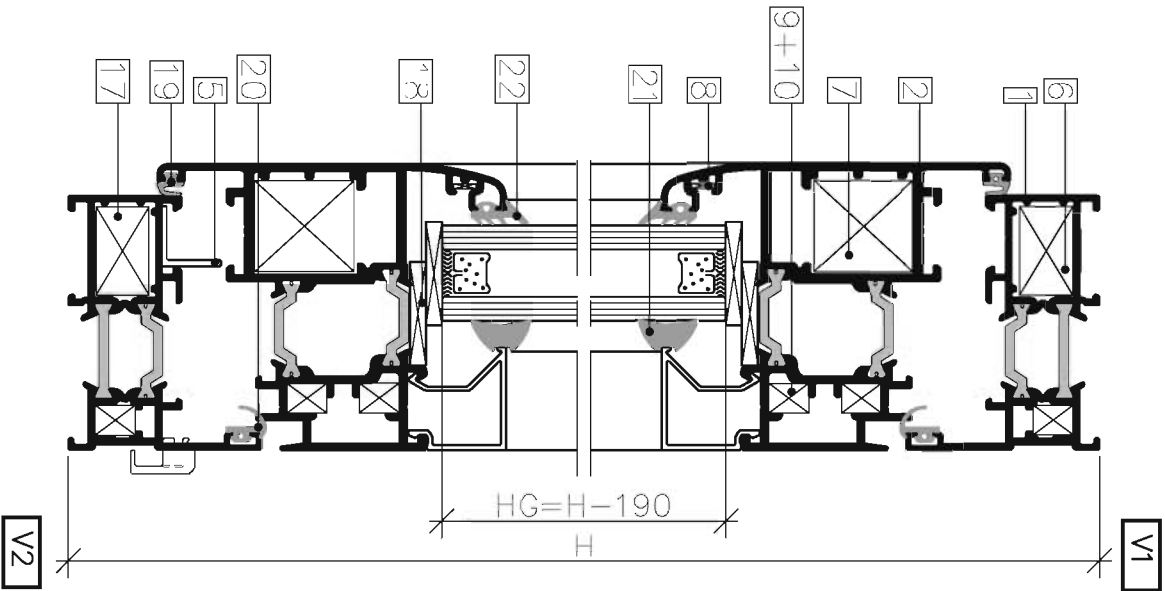
ACCESSORIES

Number in the drawing	Accessory No	Fig.	Description	Units
6	203108		Corner Joints	4
7	203111		Wing corner	8
8	203204		Flat alignment corner bracket	8
9	203205		Corner joints	20
10	203207		Pin for corner	40
11	280040		Handle with square long pin	1
12	280039		Multi point mechanism	1
13	212169		Bolt Clamp	2
14	201108		Hinge	4
15	208104		Covers	1
16	202423?		Bolt Set	1
17	208117		Drain plug	4
18	208710		glass supporter	As needed




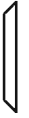





GASKETS

Number in the drawing	Gasket No	Fig.	Description
19	206401		Internal Gasket
20	206402		Exterior Gasket
21	206201		Internal glazing Gasket
22	206207		Exterior glazing Gasket



PROFILES

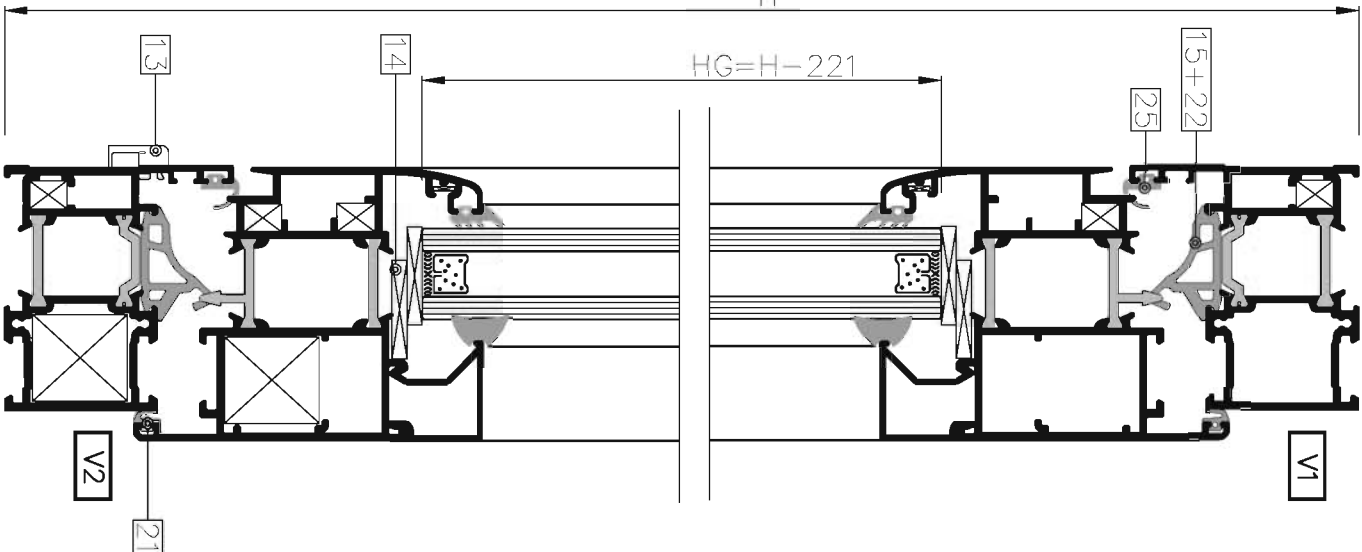
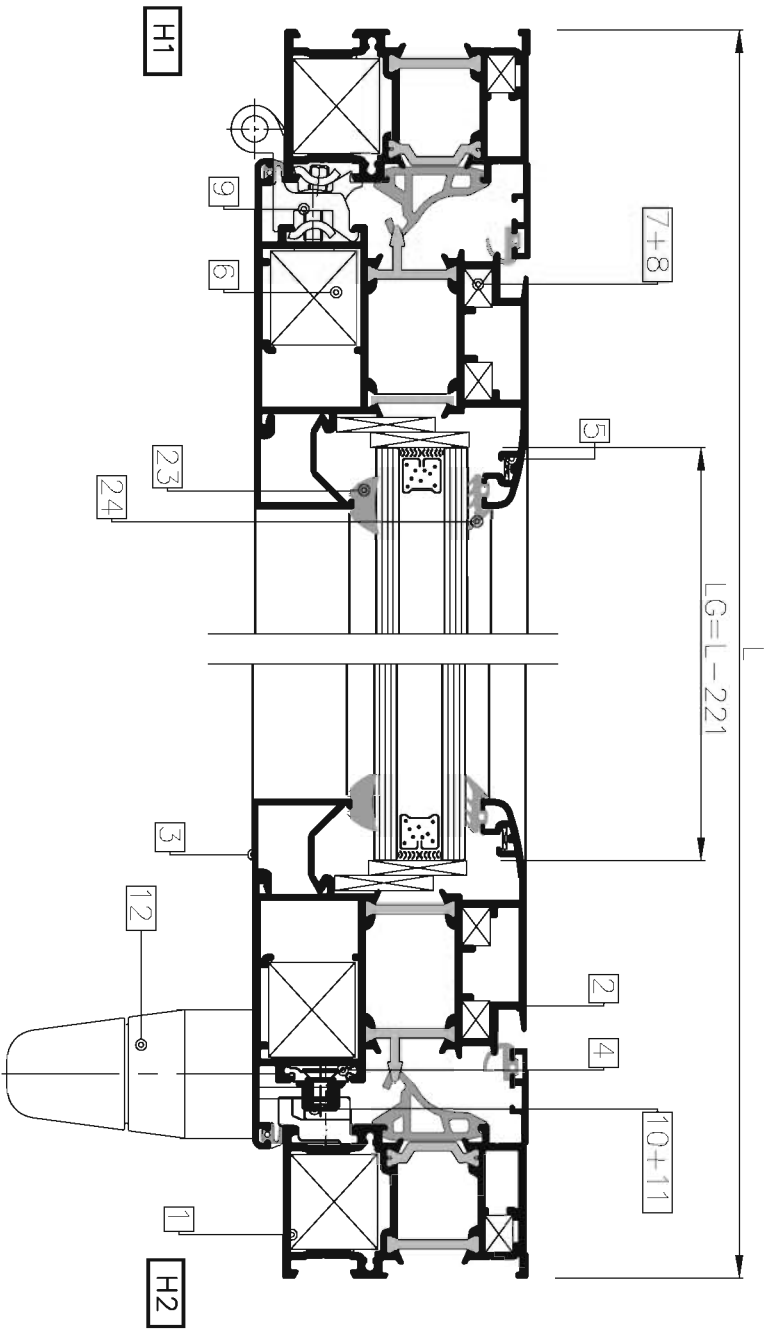
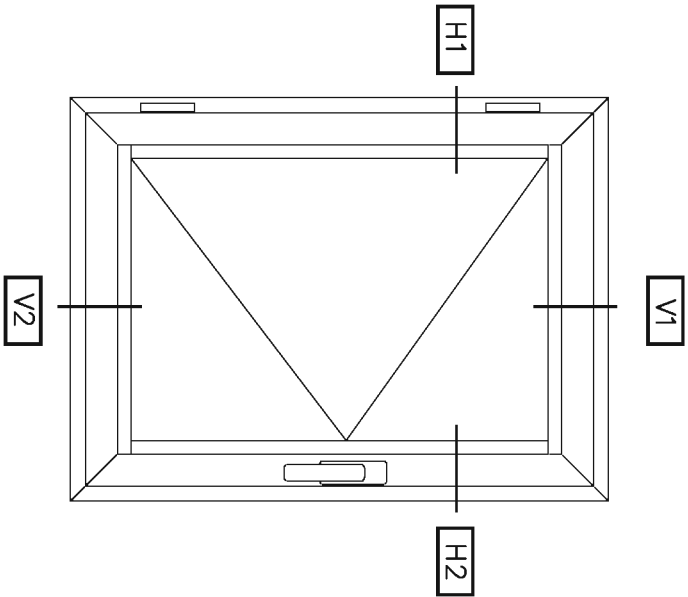
Number in the drawing	Profile No	Fig.	Cutting dimensions	Units	Cutting
1	030022		H L	2 2	
2	030029		H-68 L-68	2 2	
3	007621		H-253 L-213	2 2	
4	001772		-		

ACCESSORIES

Number in the drawing	Accessory No	Description	Units
5	203204	flat alignment corner bracket	4
6	203111	Corner Joints	8
7	203205	Corner Joints	12
8	203207	Pin for corner	24
9	201108	Hinge	2
10	202171	Bolt Clamp	2
11	202104	Rod connection piece	2
12	202204	Window Handle	1
13	208114	Water drainage cover	as needed
14	208710	glass supporter	as needed
15	206102	Corner for Central Gasket	4

GASKETS






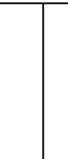

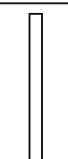










Number in the drawing	Gasket No	Description
21	206401	Internal Gasket
22	206302	Central Gasket
23	206201	Internal glazing Gasket
24	206207	Exterior glazing Gasket
25	206402	Exterior Gasket

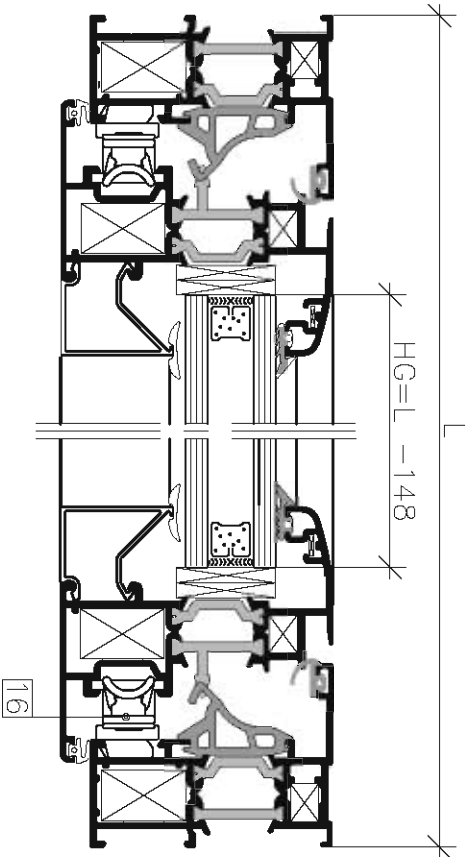
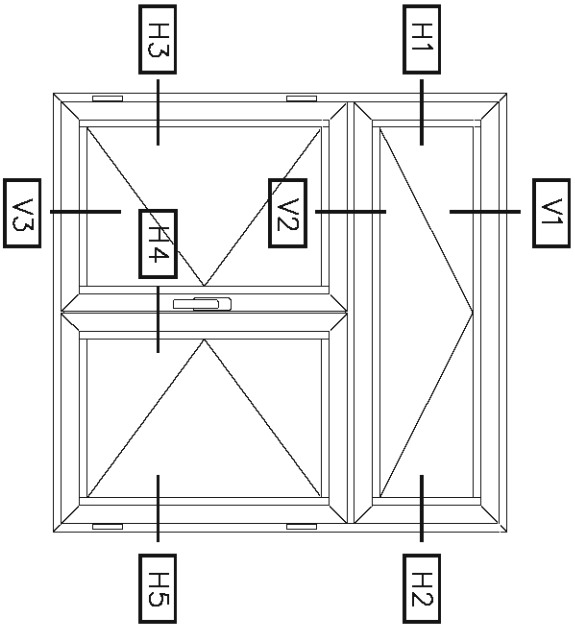







Accessories

Number in the drawing	Description	Fig.	Code No EXTAL	Units
8	flat alignment corner bracket		203204	12
9	Corner joints		203208	16
10	Corner joints		203205	16
11	Pin for corner		203207	32
12	Hinge		201108	7
13	Bolt Clamp		212159	6
14	Rod connection piece		202104	6
15	Windows Handle		*	2
16	Opening limits		201413	2
17	Water drainage cover		208114	6
18	Glass support		208710	as needed
19	Covers		208104	1
20	Bar		202407	1
21	Corner for central gasket		206102	1

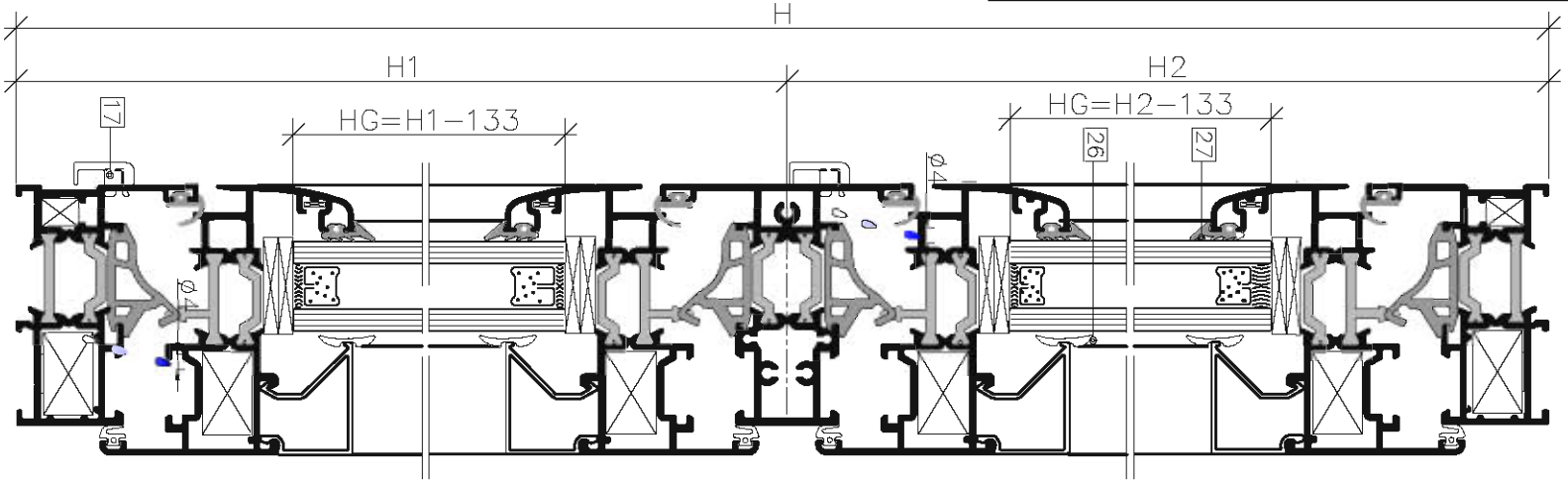
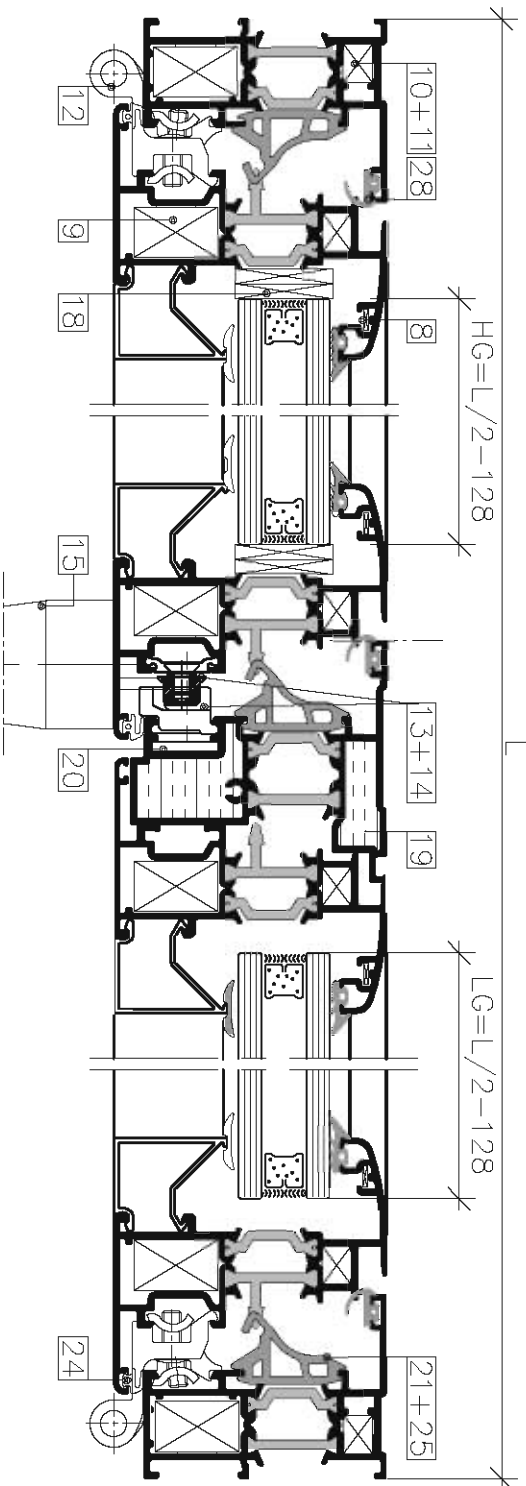
Profile

Cutting form	Quantity	Cutting dimension	Fig.	Profile No	Num.
	2	H		030003	1
	2	L			
	4	H1-30.2			
	2	H2-30.2			
	4	L/2-25		030004	2
	2	L-45			
	1	H1-30.2		030030	3
	2	H1-125			
	2	H2-125			
	4	L/2-160			
	2	L-165			
	1	L-57		030021	5
				001772	6



Number in the drawing	Description	Fig.	Code No EXTAL
24	Internal Gasket		206401
25	Central Gasket		206302
26	Internal glazing Gasket		206203
27	Exterior glazing Gasket		206202
28	Exterior Gasket		206402

Gasket


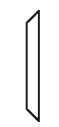

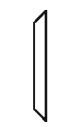





Internal opening two sashes






Window with top kip

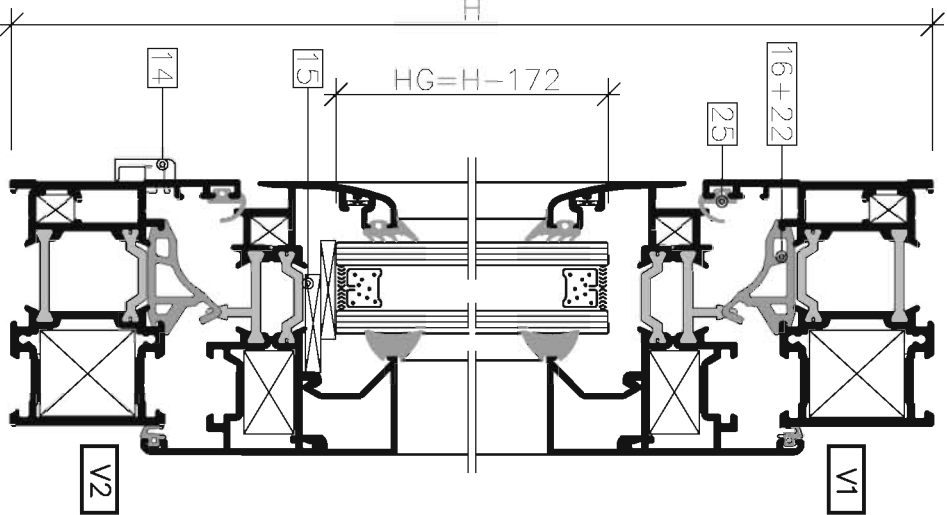
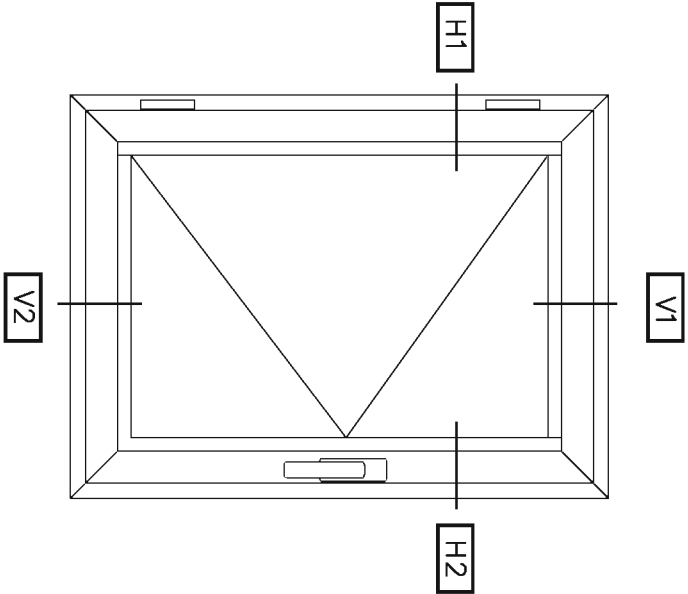
E11h

PROFILES

Number in the drawing	Profile No	Fig.	Cutting dimensions	Units	Cutting
1	731005		H	2	
			L	2	
2	731010		H-68	2	
			L-68	2	
			H-204	2	
3	007621		L-164	2	
4	001772				

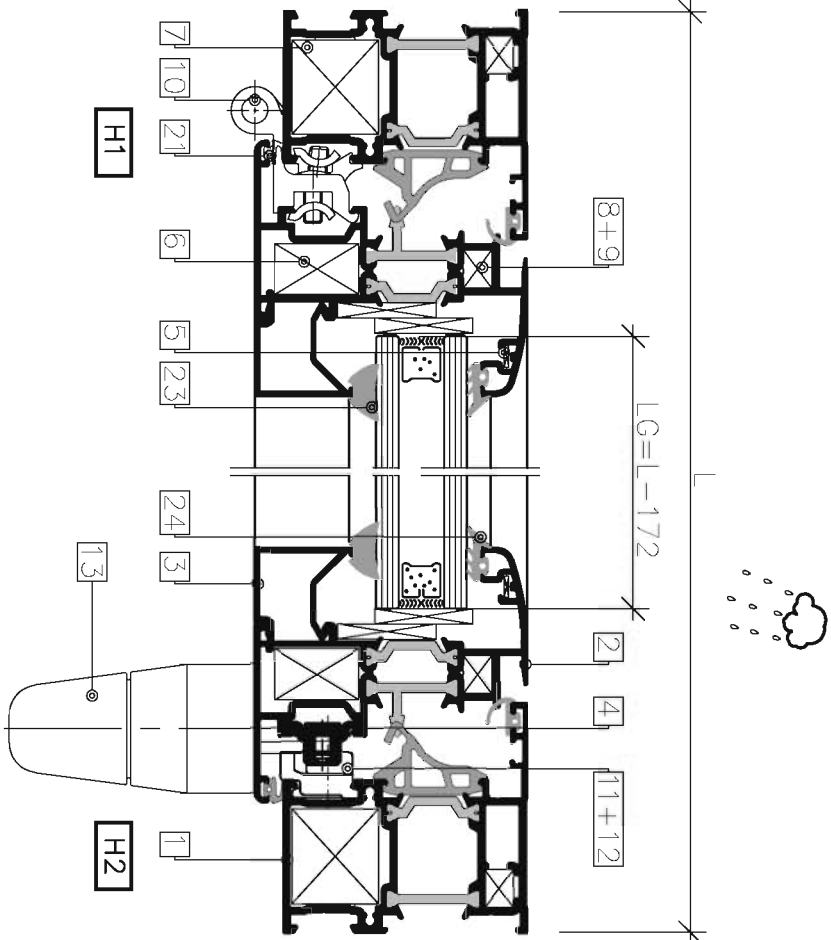
GASKETS

Number in the drawing	Gasket No	Fig.	Description
21	206401		Internal Gasket
22	206302		Central Gasket
23	206201		Internal glazing Gasket
24	206207		Exterior glazing Gasket
25	206402		Exterior Gasket






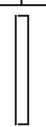





ACCESSORIES

Number in the drawing	Accessory No	Fig.	Description	Units
5	203204		flat alignment corner bracket	4
6	203108		Corner Joints	4
7	203111		Corner Joints	4
8	203205		Corner Joints	8
9	203207		Pin for corner	16
10	201108		Hinge	2
11	202171		Bolt Clamp	2
12	202104		Rod connection piece	2
13	202204		Window Handle	1
14	208114		Water drainage cover	OS needed
15	208710		glass supporter	OS needed
16	206102		Corner for Central Gasket	4



PROFILES

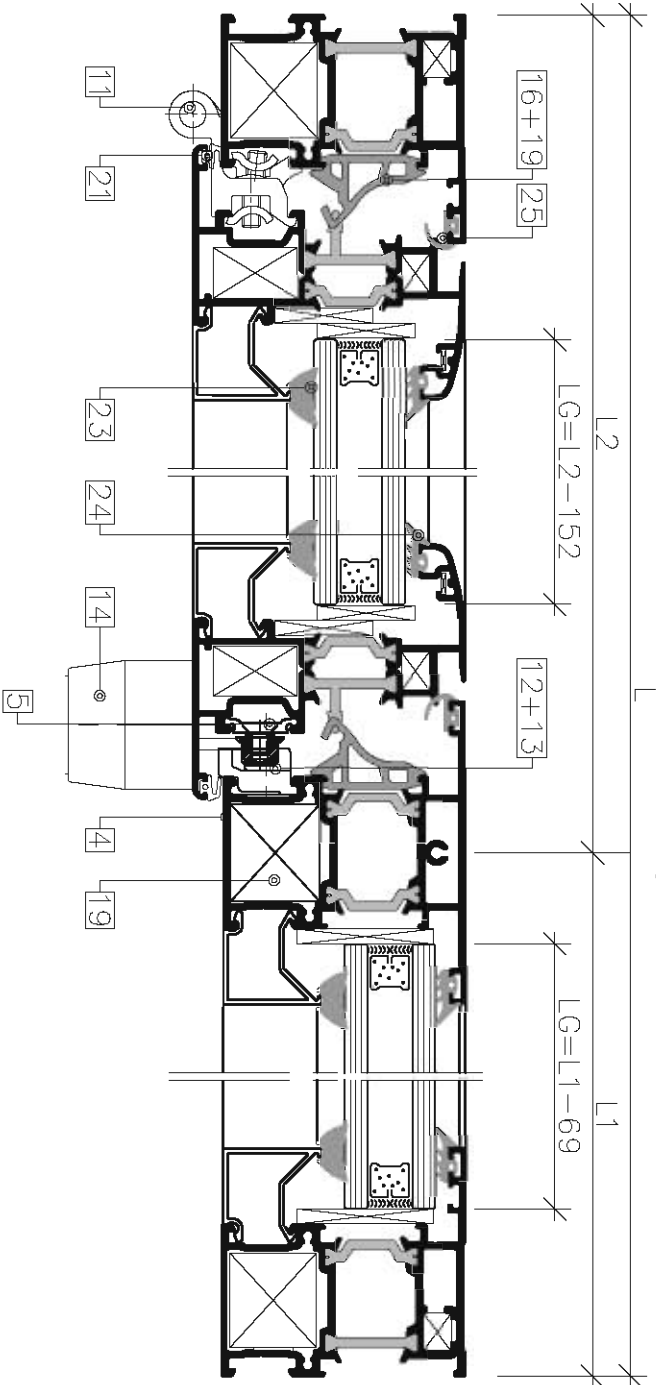
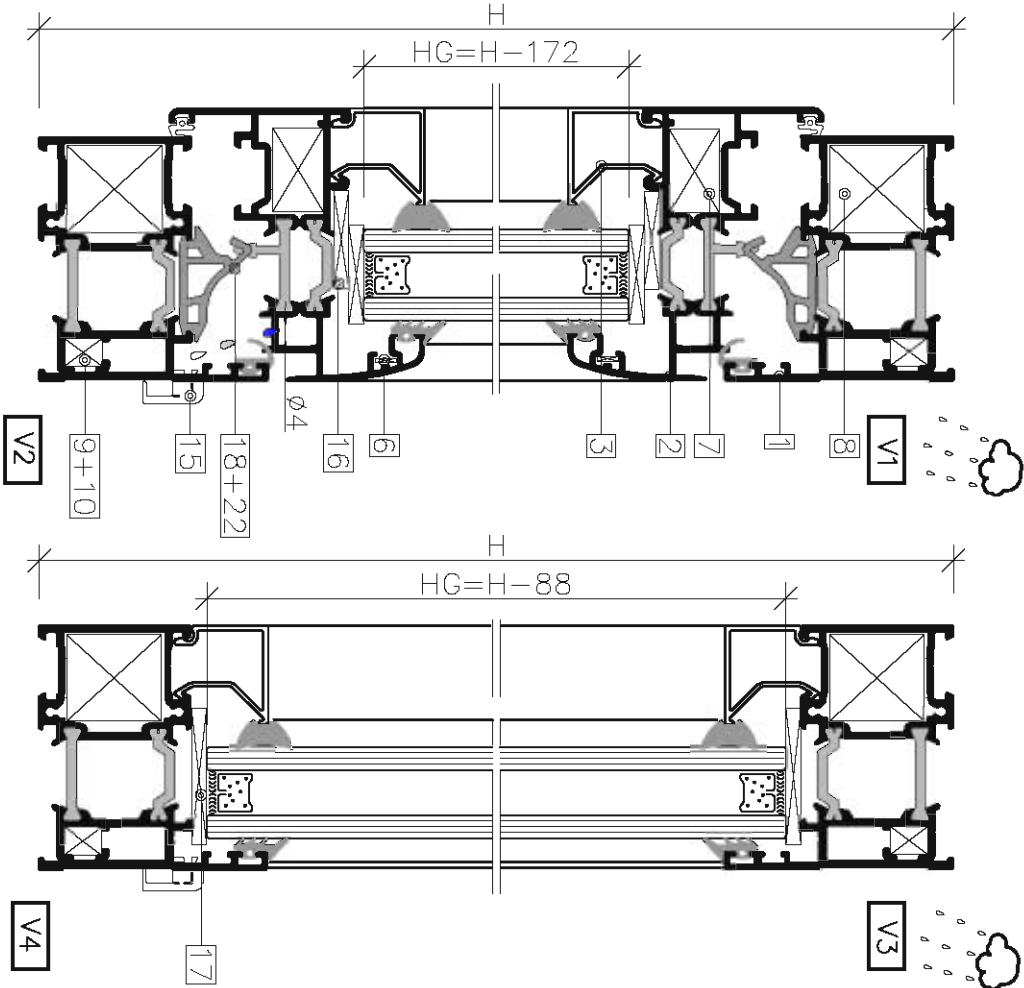
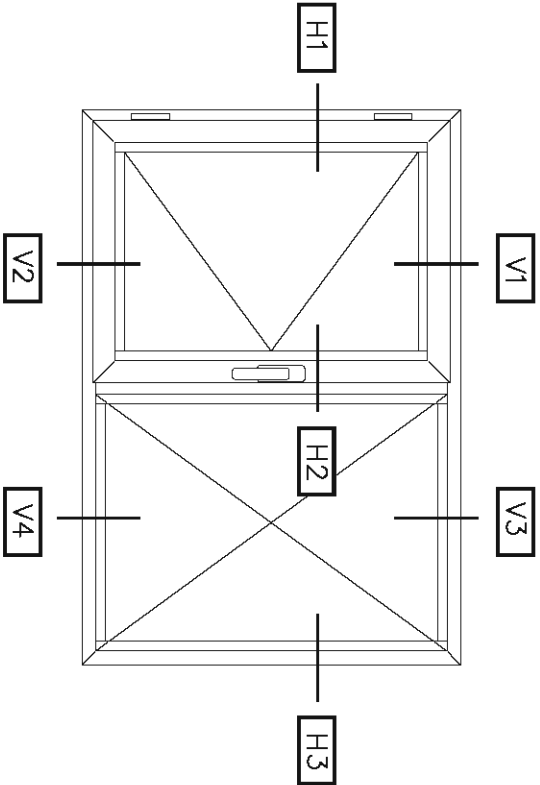
Number in the drawing	Profile No	Fig.	Cutting dimension	Units	Cutting
1	731005		H L	2 2	
2	731010		H-68 L2-48	2 2	
3	007621		H-204 H-121 L1-61 L2-144	2 2 2 2	
4	731008		H-81	1	
5	001772				

GASKETS










Number in the drawing	Gasket No	Fig.	Description
21	206401		Internal Gasket
22	206302		Central Gasket
23	206201		Internal glazing Gasket
24	206207		Exterior glazing Gasket
25	206402		Exterior Gasket

ACCESSORIES






Number in the drawing	Accessory No	Fig.	Description	Units
6	203204		flat alignment corner bracket	4
7	203108		Corner Joints	4
8	203111		Corner Joints	4
9	203205		Corner Joints	8
10	203207		Pin for corner	16
11	201108		Hinge	2
12	202171		Bolt Clamp	2
13	202104		Rod connection piece	2
14	202210		Window Handle	1
15	208117		Water drainage cover	as needed
16	208710		glass supporter	as needed
17	208725		glass supporter	as needed
18	206102		Corner for Central Gasket	4
19	203303		Cross joint for T profile	2



PROFILES

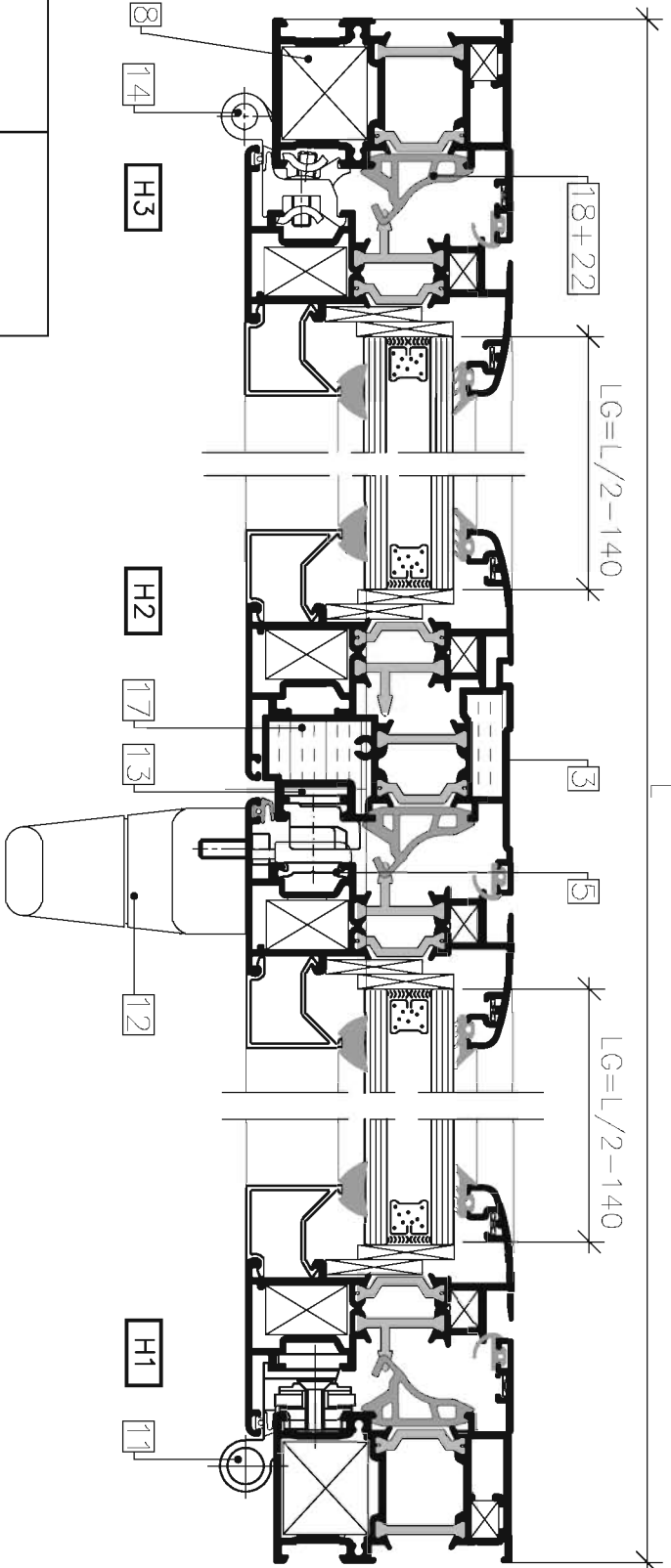
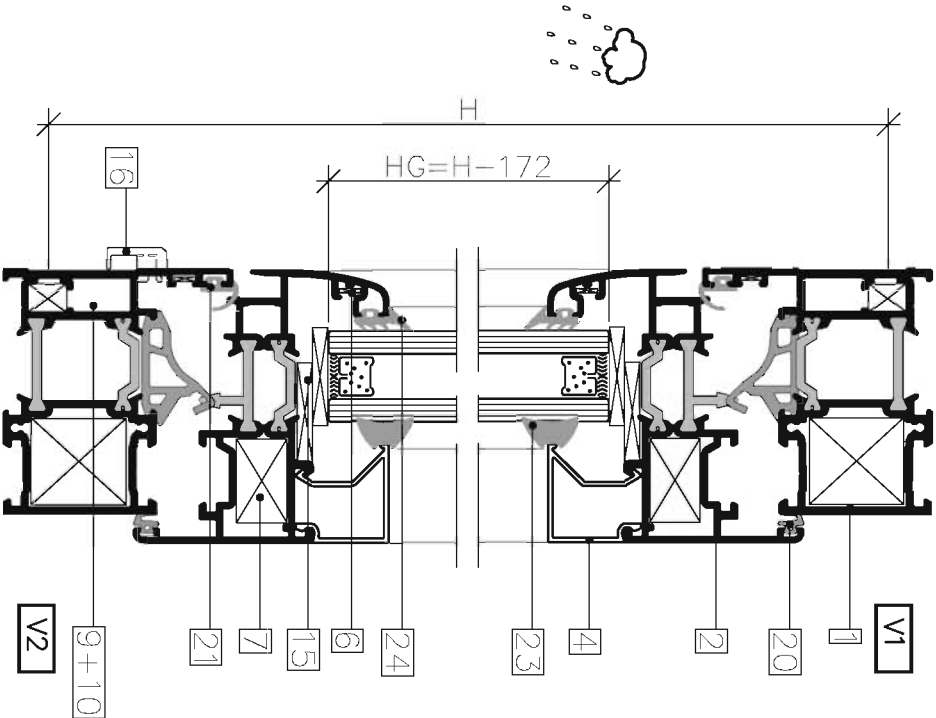
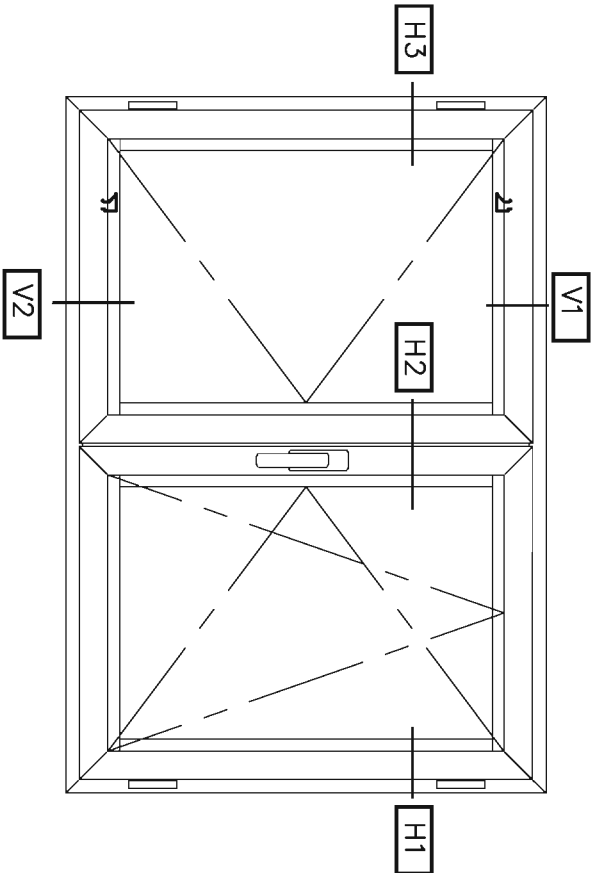
Number in the drawing	Profile No	Fig.	Cutting dimension	Units	Cutting
1	731005		H	2	
2	731010		L	2	
			H-68	4	
3	030030		L/2-37	4	
			H-37	1	
4	007621		H-204	4	
			L/2-132	4	
5	001772				

GASKETS

Number in the drawing	Gasket No	Fig.	Description
20	206401		Internal Gasket
21	206402		Exterior Gasket
22	206302		Central Gasket
23	206201		Internal glazing Gasket
24	206207		Exterior glazing Gasket

ACCESSORIES






Number in the drawing	Accessoy No	Fig.	Description	Units
6	203204		flat alignment corner bracket	12
7	203108		Corner Joints	8
8	203111		Corner Joints	4
9	203205		Corner Joints	12
10	203207		Pin for corner	24
11	*		Tilt & turn mechanism	1
12	*		Window handle	1
13	*		Bar	1
14	201108		Hinge	2
15	208710		glass supporter	As needed
16	208114		Water drainage cover	As needed
17	208104		Covers	1
18	206102		Corner for Central Gasket	4





















Accessories

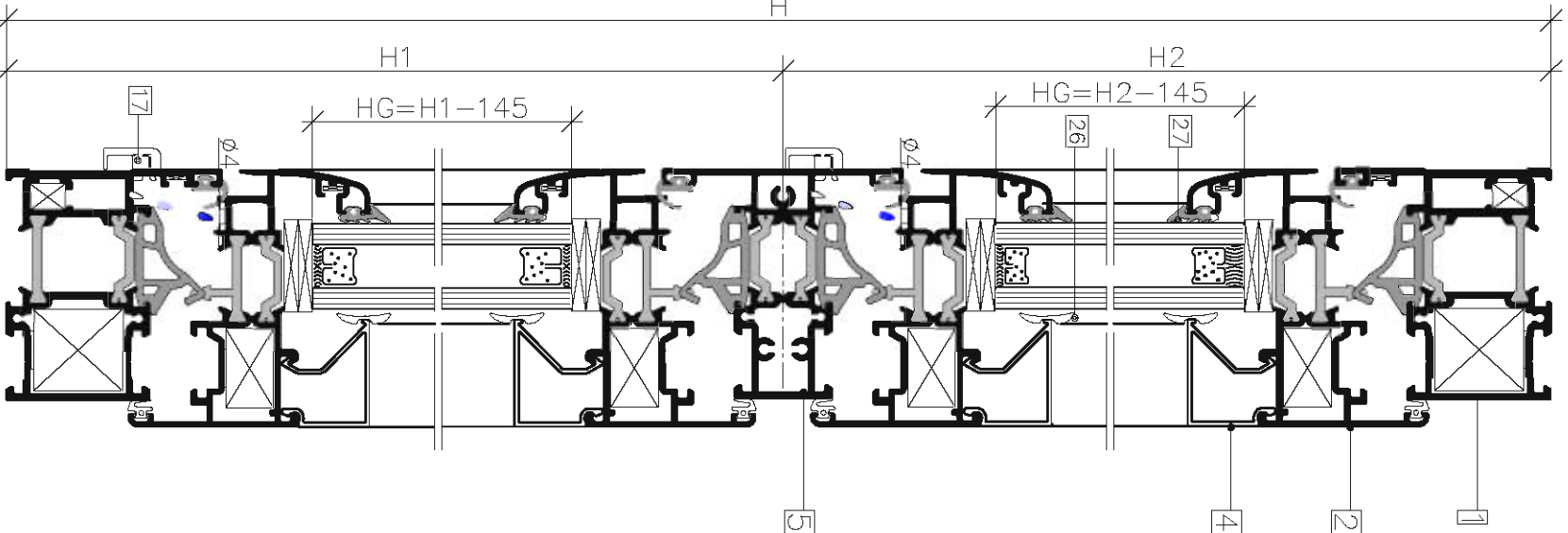
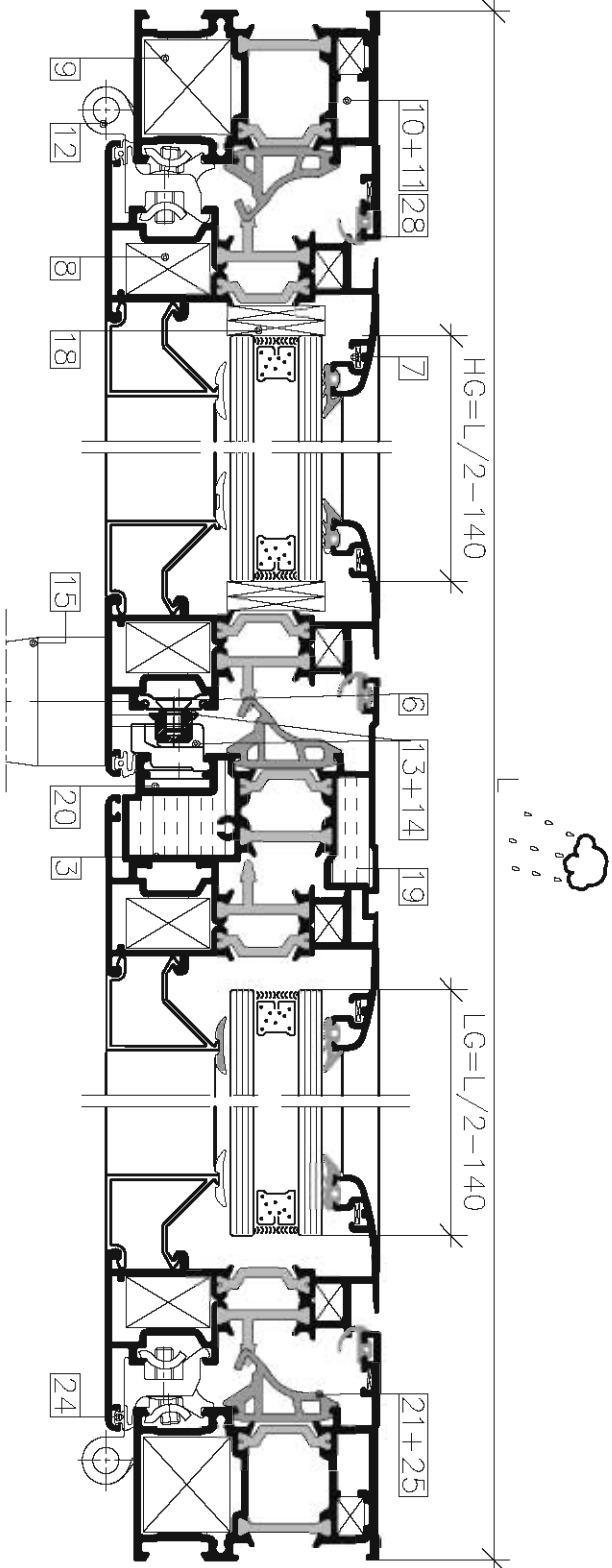
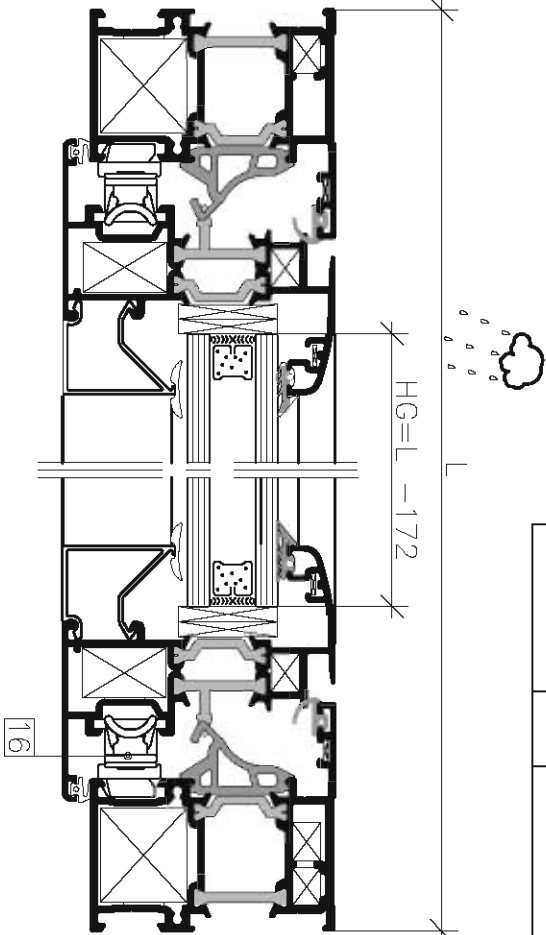
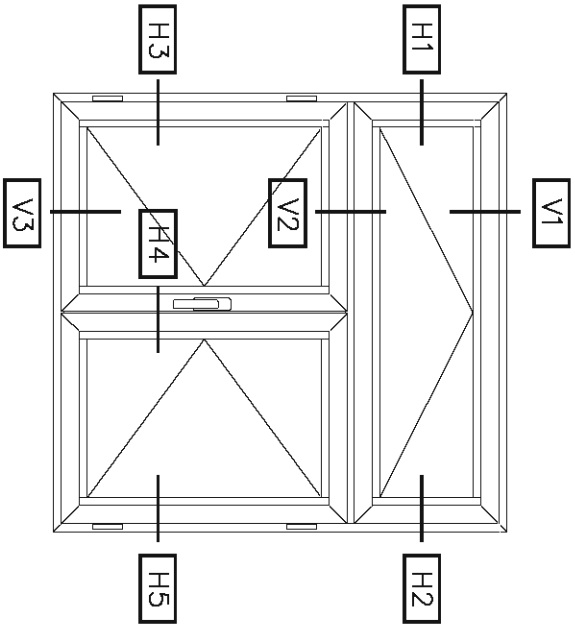
Number in the drawing	Description	Fig.	Code No EXTAL	Units
7	Flat alignment corner bracket		203204	16
8	Corner joints		203208	12
9	Corner joints		203111	4
10	Corner joints		203205	16
11	Pin for corner		203207	32
12	Hinge		201108	7
13	Bolt Clomp		212159	6
14	Rod connection piece		202104	6
15	Windows Handle		*	2
16	Opening limits		201413	2
17	Water drainage cover		208114	6
18	Glass support		208710	as needed
19	Covers		208104	1
20	Bar		202407	1
21	Corner for central gasket		206102	4



Gasket



Number in the drawing	Description	Fig.	Code No EXTAL
24	Internal Gasket		206401
25	Central Gasket		206302
26	Internal glazing Gasket		206203
27	Exterior glazing Gasket		206202
28	Exterior Gasket		206402

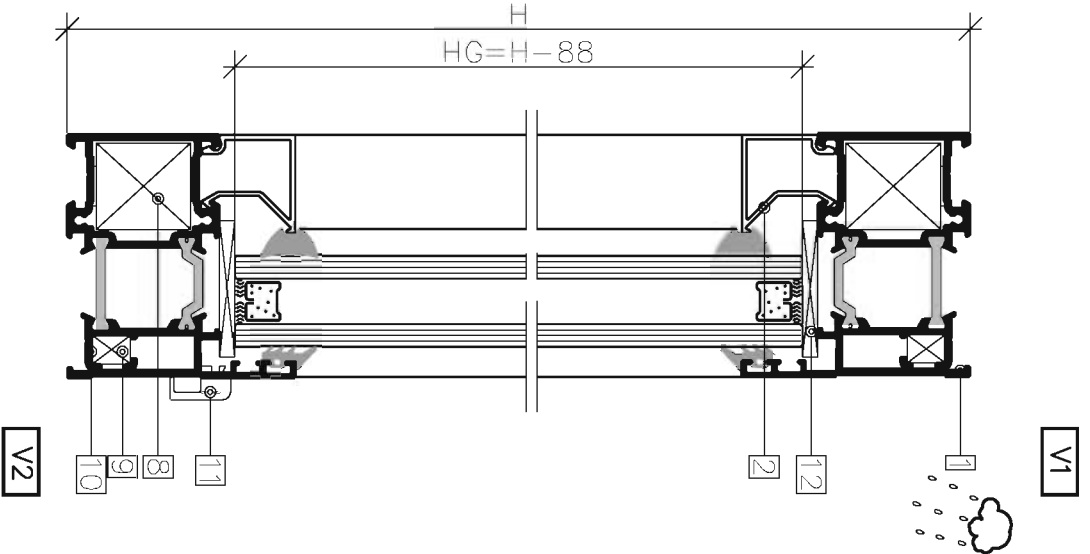
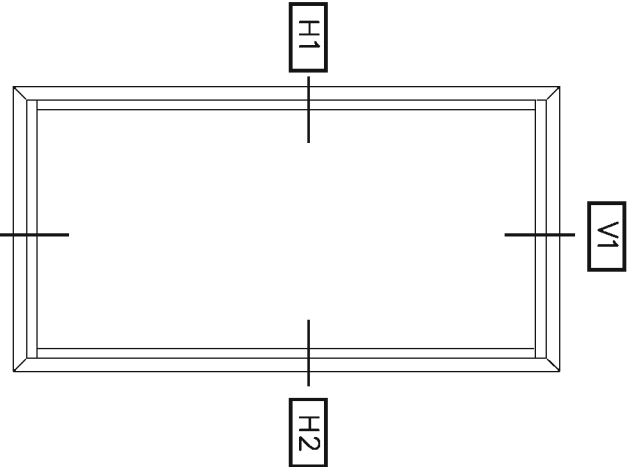
Profile

Cutting form		Cutting dimension	Fig.	Profile No	Num.
	2	H		731005	1
	2	L			
	4	H1-42			
	2	H2-42			
	4	L/2-37		731010	2
	2	L-68			
	1	H1-11		030030	3
	2	H1-177			
	2	H2-177			
	4	L/2-132			
	2	L-164			
	1	L-81		731011	5
				001772	6



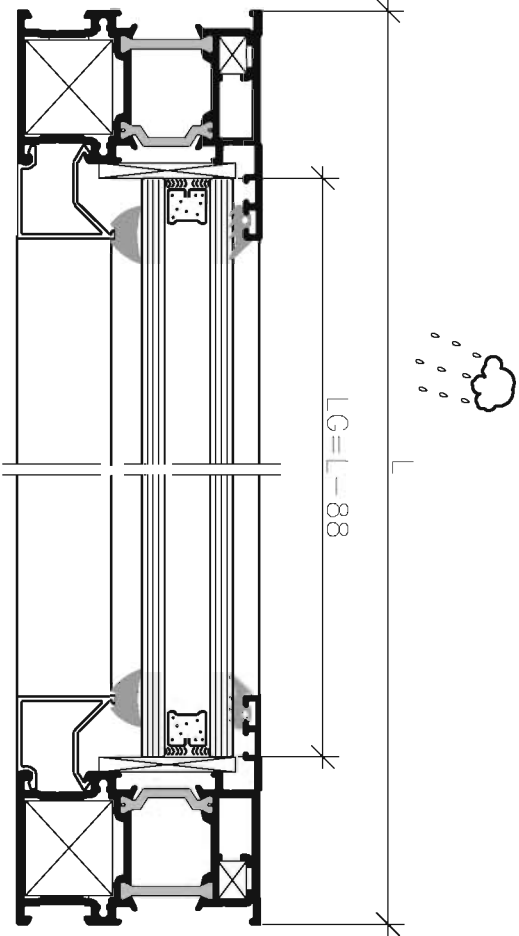
PROFILES				
Number in the drawing	Profile No	Fig.	Cutting dimension	Units
1	731009		H	2
			L	2
2	007621		H-121	2
			L- 81	2

GASKETS				
Number in the drawing	Gasket No	Fig.	Description	
19	206201		Internal glazing Gasket	
20	206207		Exterior glazing Gasket	


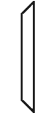
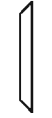


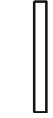

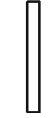



ACCESSORIES






Number in the drawing	Accessory No	Fig.	Description	Units
8	203111		Corner joints	4
9	203205		Corner joints	8
10	203207		Pin for corner	16
11	208114		Water drainage cover	2
12	208725		glass supporter	OS needed

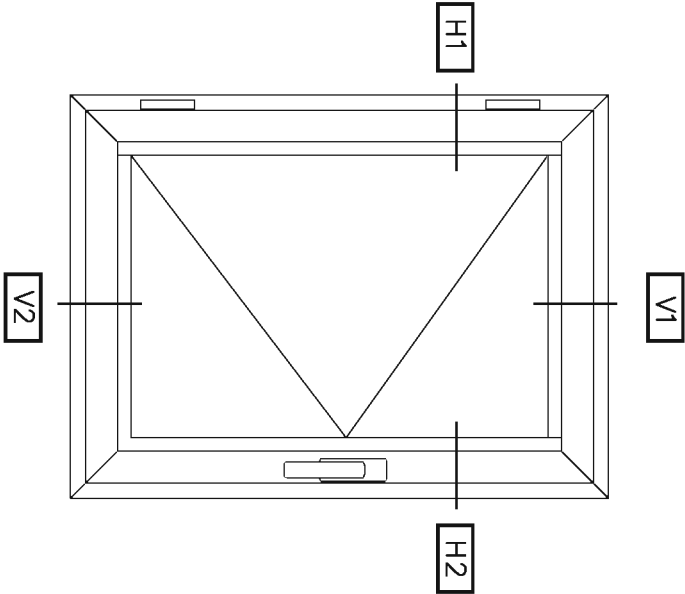


PROFILES

Number in the drawing	Profile No	Fig.	Cutting dimensions	Units	Cutting
1	731005		H	2	
			L	2	
			H-68	2	
2	731006		H-68	2	
			L-68	2	
			H-254	2	
3	007621		L-214	2	
4	001772				

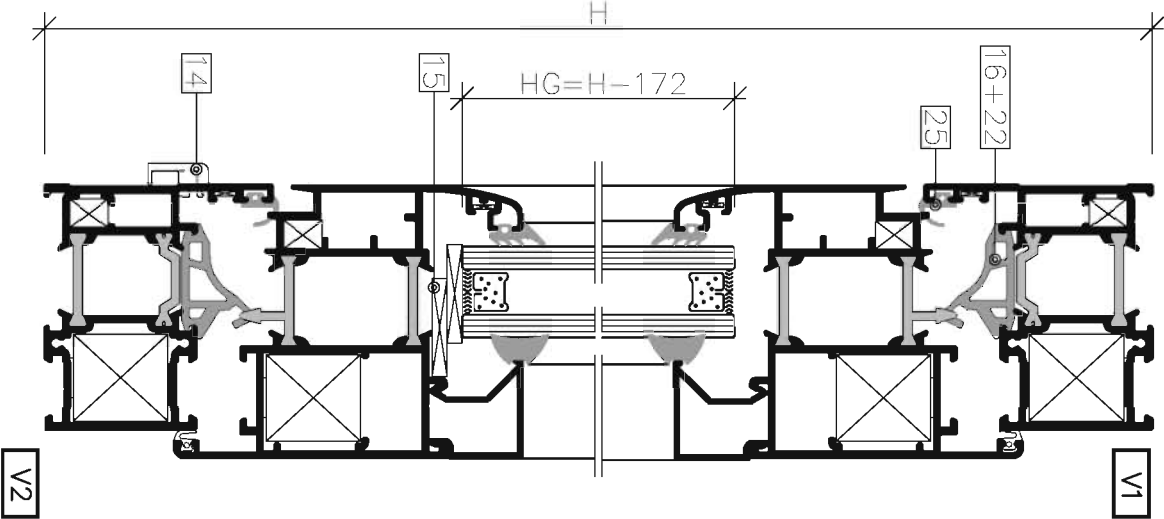
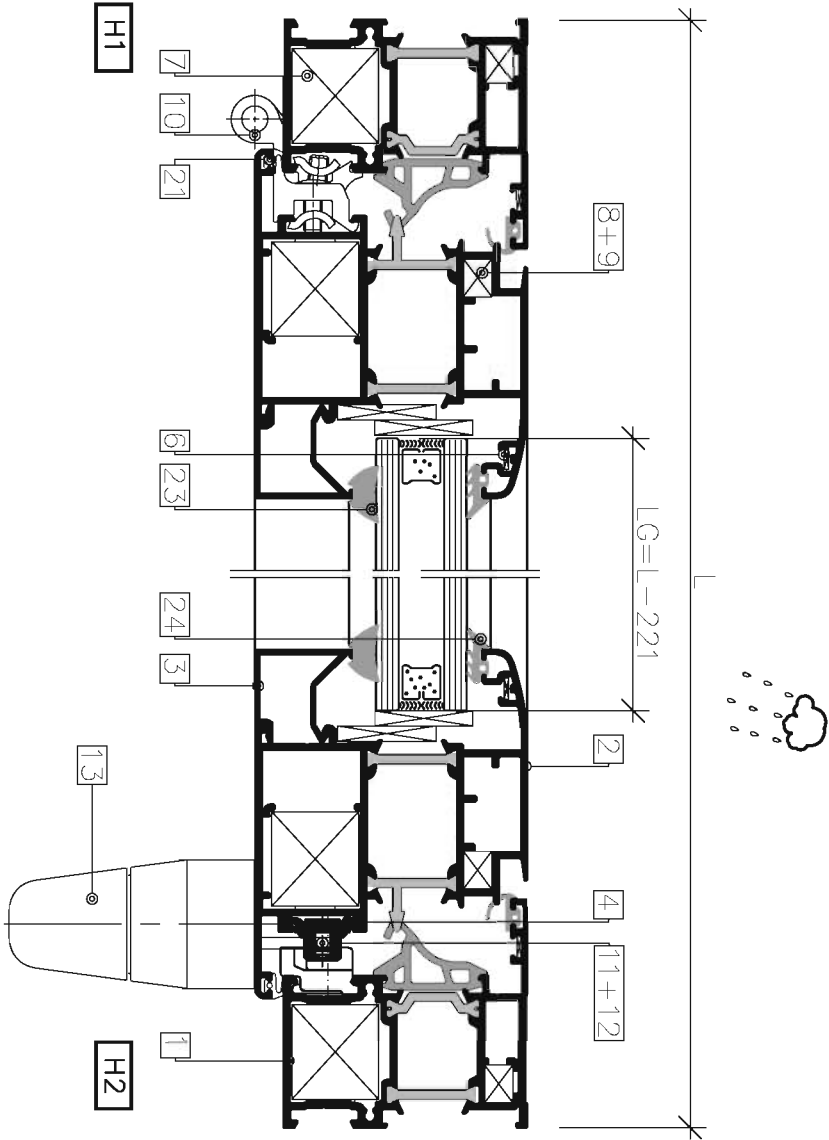
GASKETS

Number in the drawing	Gasket No	Fig.	Description
21	206401		Internal Gasket
22	206302		Central Gasket
23	206201		Internal glazing Gasket
24	206207		Exterior glazing Gasket
25	206402		Exterior Gasket












ACCESSORIES






Number in the drawing	Accessory No	Fig.	Description	Units
6	203204		flat alignment corner bracket	8
7	203111		Corner Joints	8
8	203205		Corner Joints	8
9	203207		Pin for corner	16
10	201108		Hinge	2
11	202171		Bolt Clamp	2
12	202104		Rod connection piece	2
13	202204		Window Handle	1
14	208114		Water drainage cover	OS needed
15	208710		glass supporter	OS needed
16	206102		Corner for Central Gasket	4

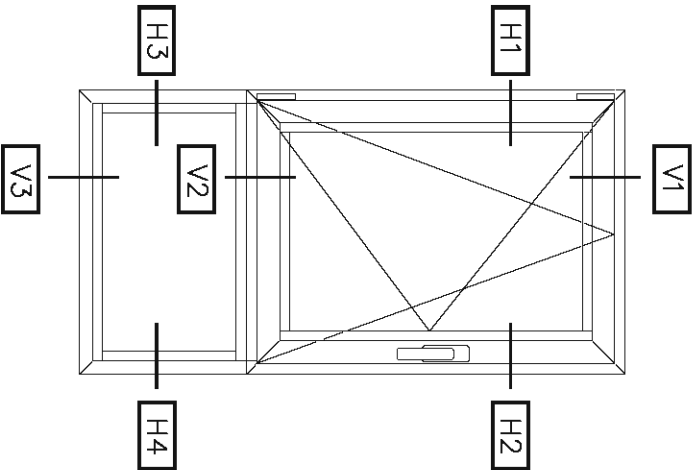


PROFILES

Number in the drawing	Profile No	Fig.	Cutting dimension	Units	Cutting
1	731009		H L	2 2	
2	731006		H1-48 L-68	2 2	
3	731011		L-81	2	
4	007621		H1-233	2	
			L-214	2	
			H2-100	2	
5	001772		L-81	2	

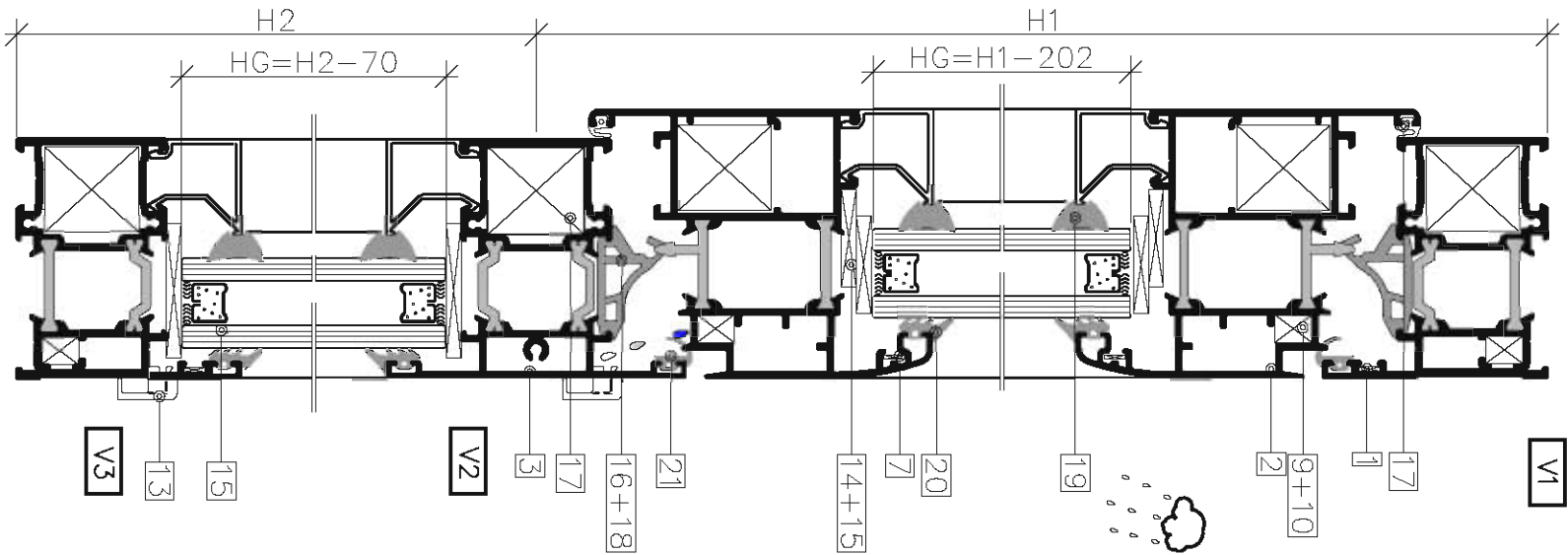
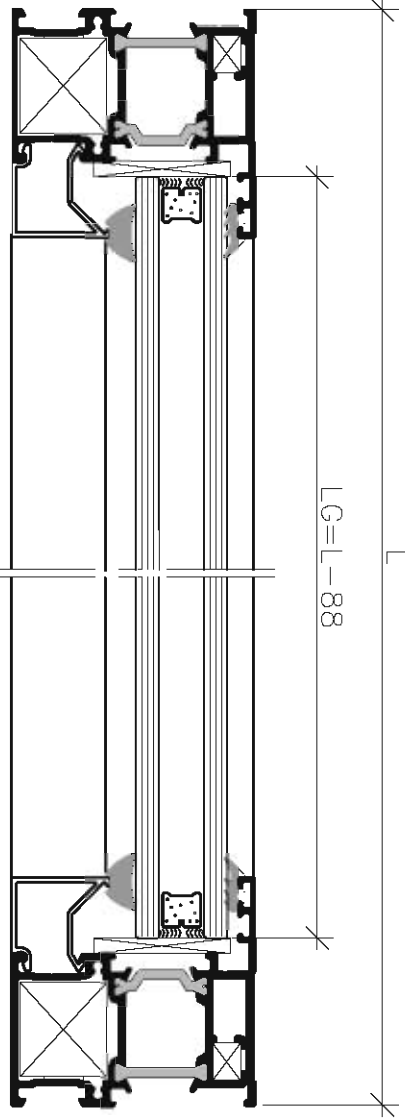
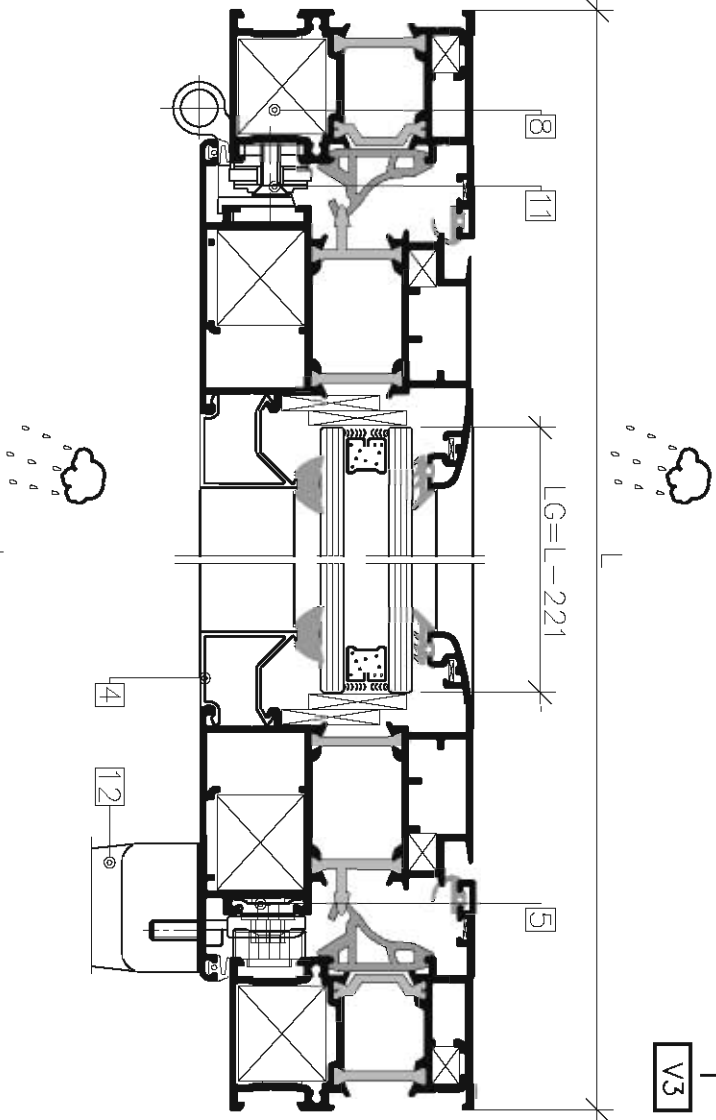
GASKETS

Number in the drawing	Gasket No	Fig.	Description
17	206401		Internal Gasket
18	206302		Central Gasket
19	206201		Internal glazing Gasket
20	206207		Exterior glazing Gasket
21	206402		Exterior Gasket












ACCESSORIES

Number in the drawing	Accessory No	Fig.	Description	Units
7	203204		flat alignment corner bracket	8
8	203111		Corner joints	8
9	203205		Corner joints	8
10	203207		Pin for corner	16
11	*		Tilt & turn mechanism	1
12	*		Window Handle	1
13	208114		Water drainage cover	2
14	208710		glass supporter	QS needed
15	208725		glass supporter	QS needed
16	206102		Corner for Central Gasket	4
17	203303		Cross joint for T profile	2



PROFILES

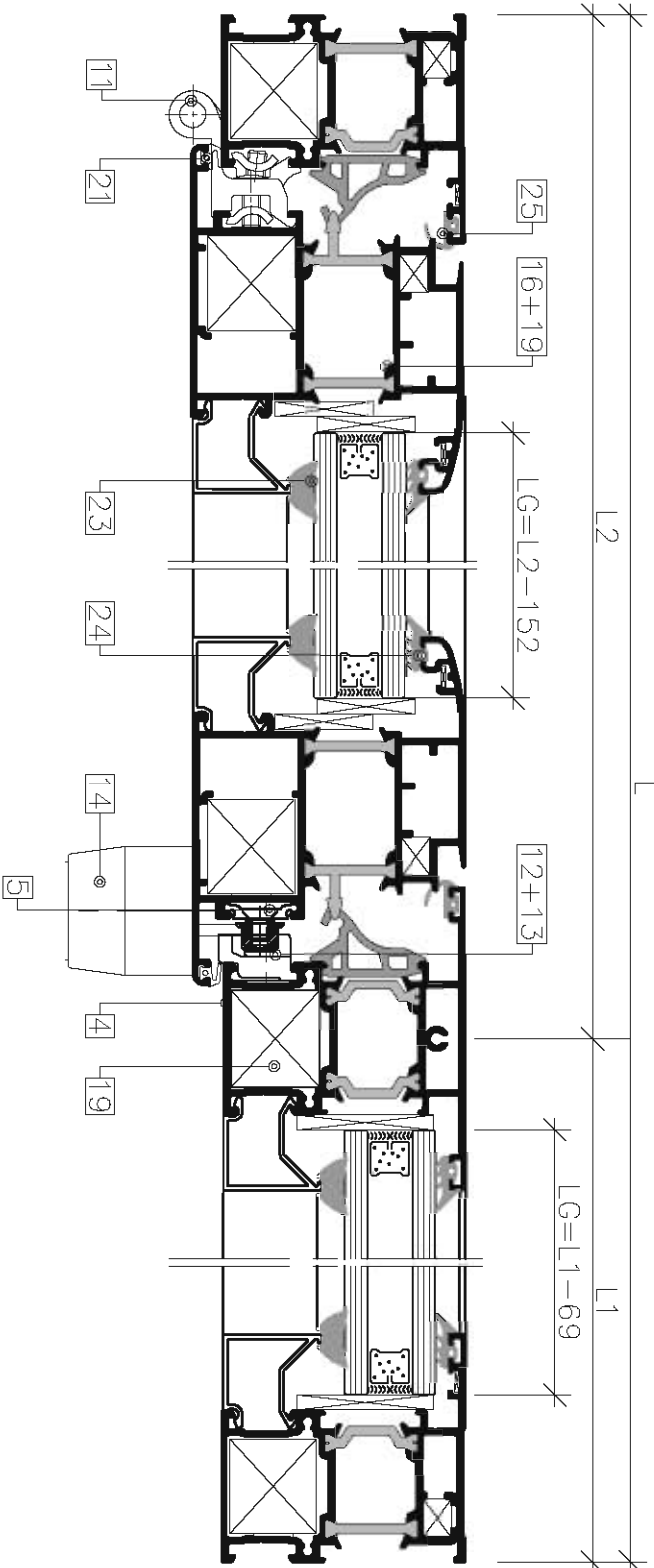
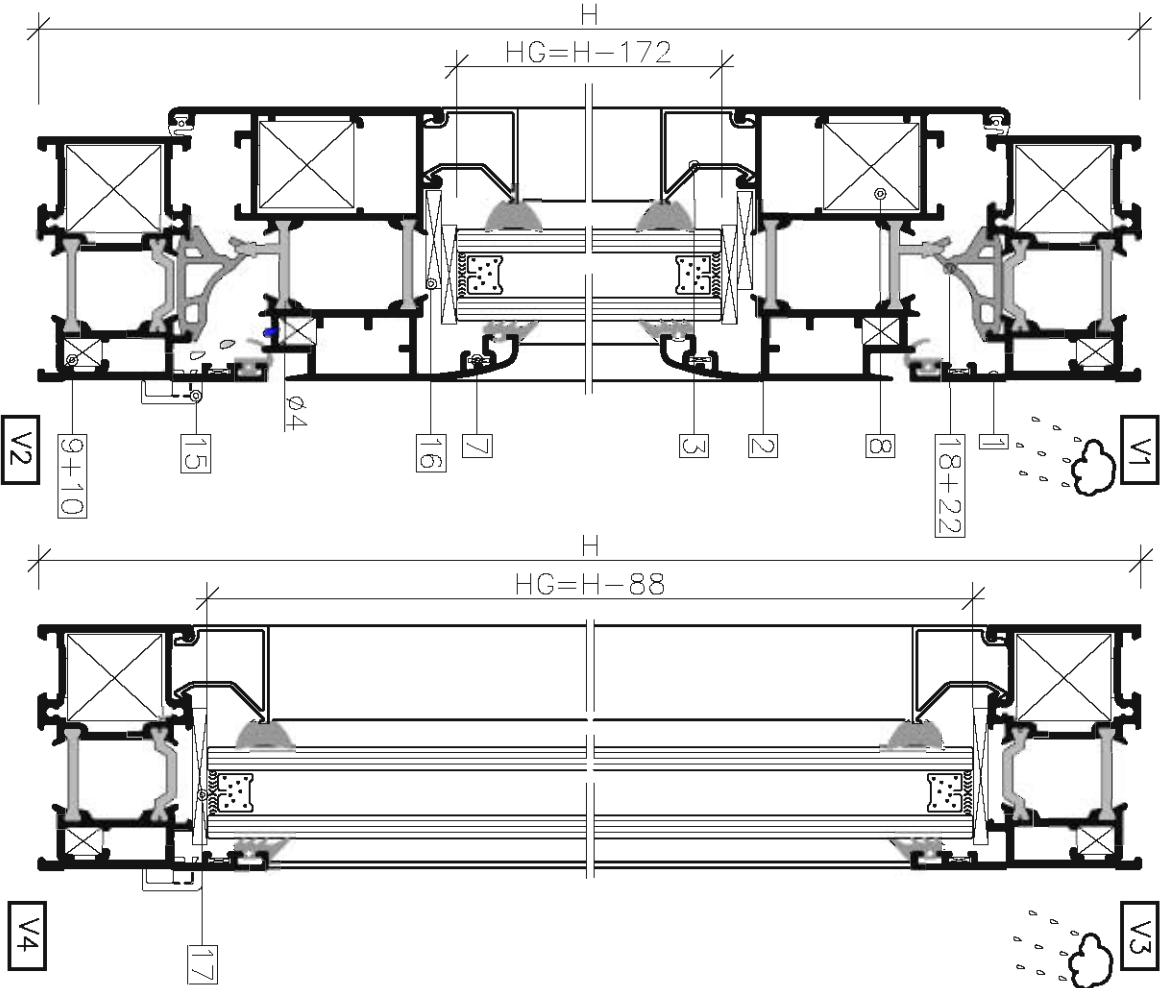
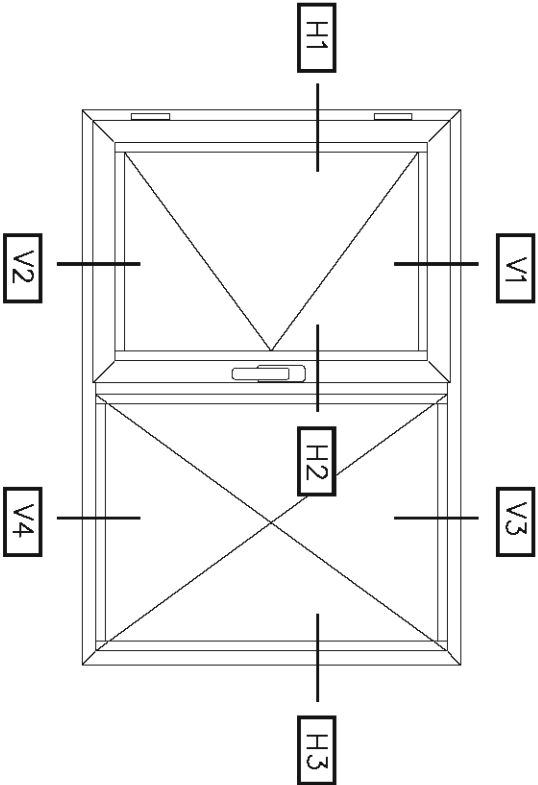
Number in the drawing	Profile No	Fig.	Cutting dimension	Units	Cutting
1	731005		H L	2 2	
2	731010		H-68 L2-48	2 2	
3	007621		H-214 H-121 L1-61 L2-193	2 2 2	
4	731008		H-81	1	
5	001772				

GASKETS

Number in the drawing	Gasket No	Fig.	Description
21	206401		Internal Gasket
22	206302		Central Gasket
23	206201		Internal glazing Gasket
24	206207		Exterior glazing Gasket
25	206402		Exterior Gasket

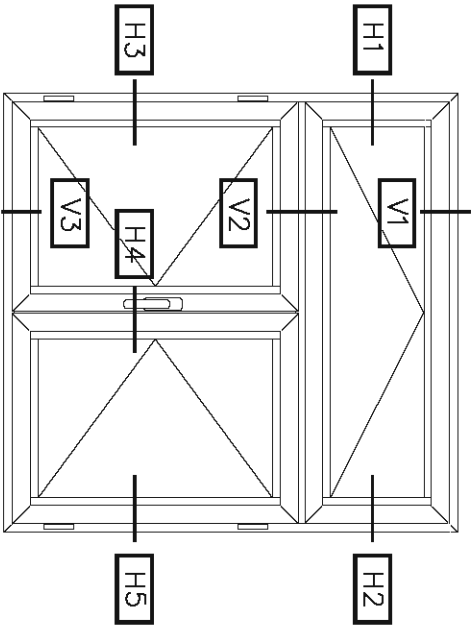
ACCESSORIES

Number in the drawing	Accessory No	Fig.	Description	Units
7	203204		flat alignment corner bracket	8
8	203111		Corner joints	8
9	203205		Corner joints	8
10	203207		Pin for corner	16
11	201108		Hinge	2
12	202171		Bolt Clamp	2
13	202104		Rod connection piece	2
14	202210		Window Handle	1
15	208117		Water drainage cover	as needed
16	208710		glass supporter	as needed
17	208725		glass supporter	as needed
18	206102		Corner for Central Gasket	4
19	203303		Cross joint for T profile	2



Accessories

Number in the drawing	Description	Fig.	Code No EXTAL	Units
8	Flat alignment corner bracket		203204	16
9	Corner joints		203111	12
10	Corner joints		203205	16
11	Pin for corner		203207	32
12	Hinge		201108	7
13	Bolt Clamp		212159	6
14	Rod connection piece		202104	6
15	Windows Handle	*		2
16	Opening limits		201413	2
17	Water drainage cover		208114	6
18	Glass support		208710	as needed
19	Covers		208104	1
20	Bar		202407	1
21	Corner for central gasket		206102	4

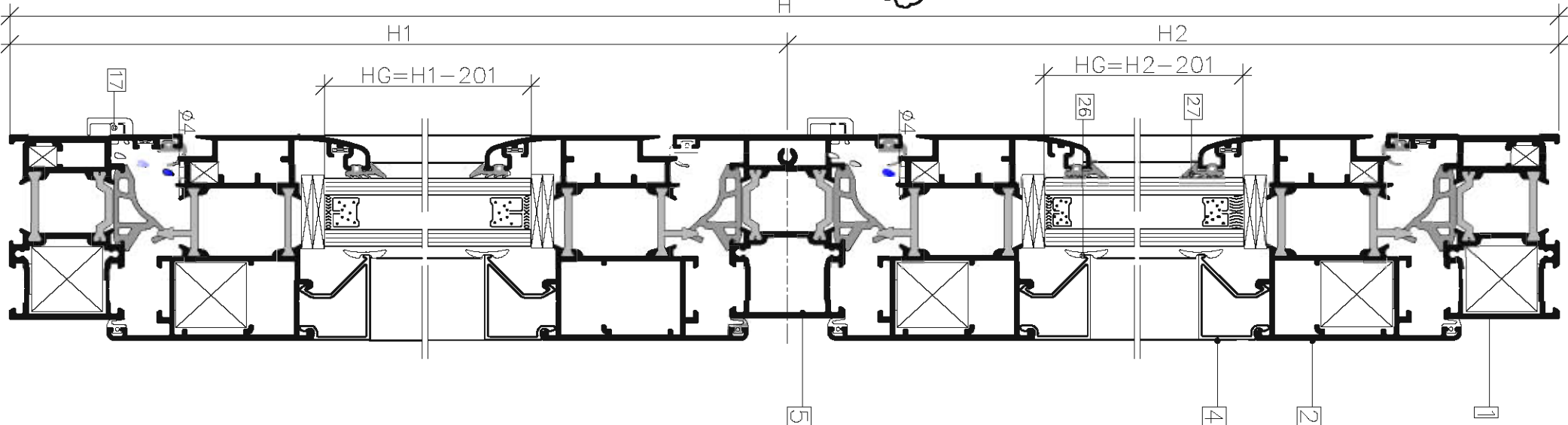
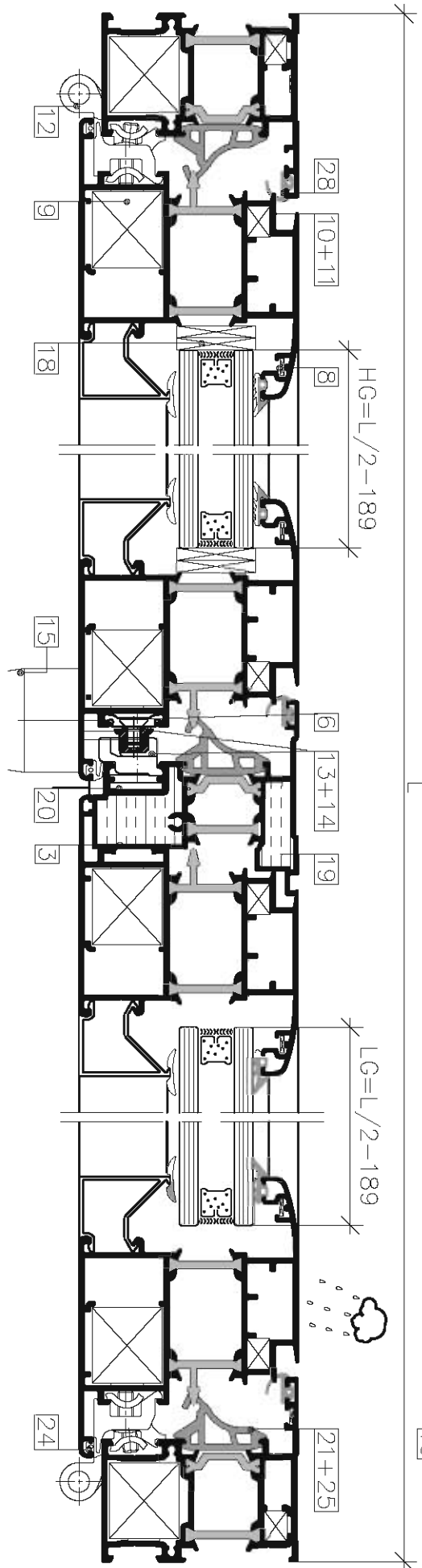
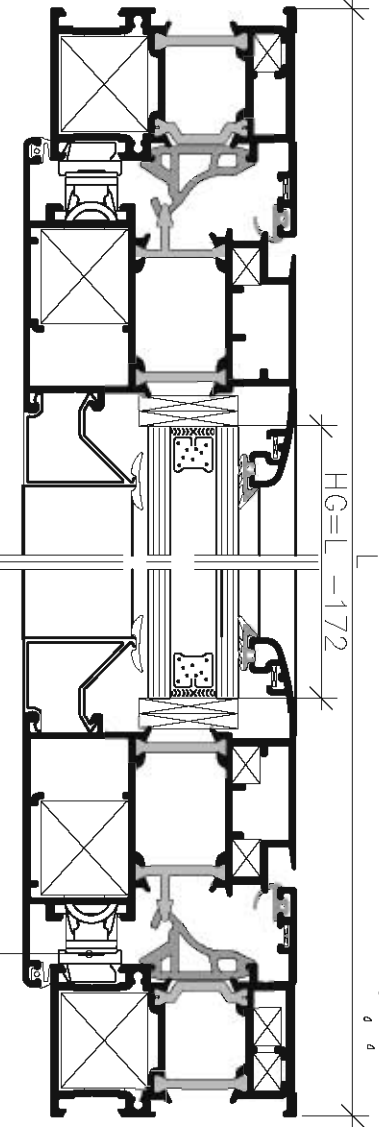





















Gasket

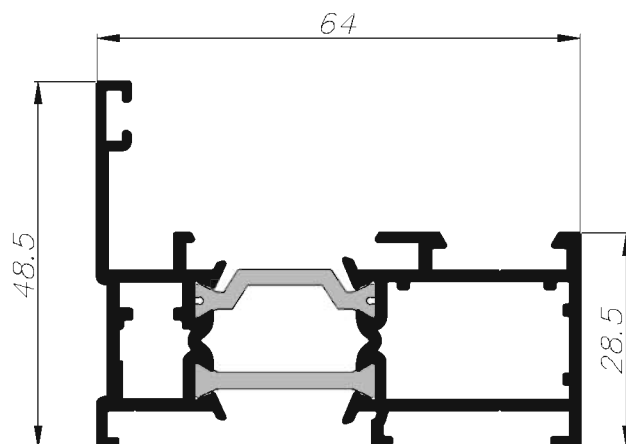
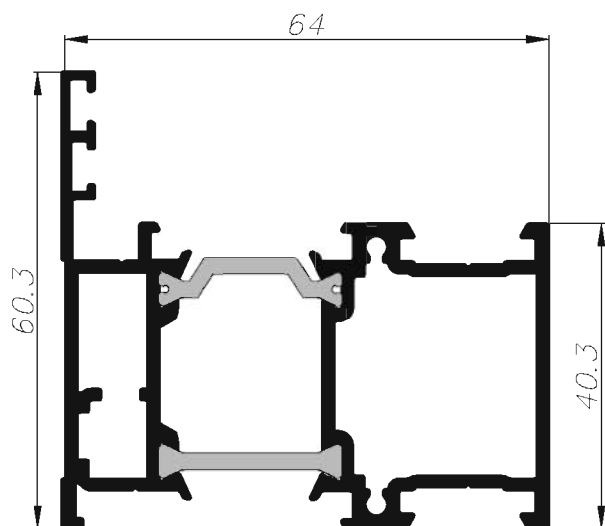
Number in the drawing	Description	Fig.	Code No EXTAL
24	Internal Gasket		206401
25	Central Gasket		206302
26	Internal glazing Gasket		206203
27	Exterior glazing Gasket		206202
28	Exterior Gasket		206402

Profile

Cutting form	Cutting dimension	Fig.	Profile No	Num.
	2 2 H		731005	1
	4 2 H1-48 H2-48 L/2-37 4 L-68 2		731010	2
	1 H1-17		030030	3
	2 2 H1-233 H2-233 L/2-181 4 L-213 2		007529	4
	1 L-81		731011	5
			001772	6

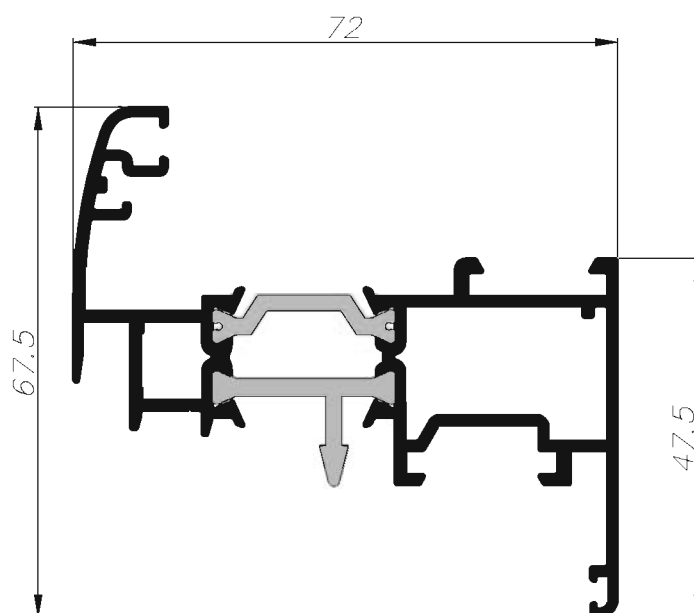


Code	Shape	Description	Mass, kg/m	Outside perimetr, cm Inside perimetr, cm	$\begin{matrix} y \\ x \end{matrix}$ $\begin{matrix} I_{xx}, \text{cm}^4 \\ I_{yy}, \text{cm}^4 \end{matrix}$	Page no. in profile list
731009		Frame	1.187	$\frac{35.0}{20.2}$	$\frac{4.43}{19.62}$	E11h-05-020
731005		Frame	1.425	$\frac{37.0}{28.3}$	$\frac{11.27}{26.57}$	E11h-05-020
030068		Frame	1.356	$\frac{48.0}{18.4}$	$\frac{8.34}{29.28}$	E11h-05-030
731010		Sash for window	1.356	$\frac{48.0}{18.4}$	$\frac{8.34}{29.28}$	E11h-05-020
030089		Sash for window	2.023	$\frac{47.21}{37.03}$	$\frac{27.17}{46.26}$	E11h-05-030
731006		Sash for window	1.954	$\frac{51.2}{37.1}$	$\frac{28.89}{45.44}$	E11h-05-030
030030		Profile two sashes	1.358	$\frac{37.8}{26.9}$	$\frac{7.80}{23.58}$	E11h-05-040
731011		divider for window	1.473	$\frac{40.6}{26.2}$	$\frac{7.47}{25.3}$	E11h-05-040
731012		divider for window	1.699	$\frac{42.4}{33.4}$	$\frac{15.98}{30.94}$	E11h-05-040
731008		divider for window	1.652	$\frac{43.1}{30.7}$	$\frac{15.64}{29.56}$	E11h-05-050
030026		Corner mullion 90°	1.503	$\frac{35.8}{33.8}$	$\frac{25.80}{19.38}$	E11h-05-050
030055		Mullion	3.210	$\frac{68.5}{52.8}$	$\frac{35.0}{160.4}$	E11h-05-050
010094		Glazing bead	0.344	$\frac{20.5}{--}$	$\frac{0.83}{0.21}$	E11h-05-060
010091		Glazing bead	0.310	$\frac{18.5}{--}$	$\frac{0.76}{0.23}$	E11h-05-060
007621		Glazing bead	0.262	$\frac{16.5}{--}$	$\frac{0.65}{0.64}$	E11h-05-060
007529		Glazing bead	0.224	$\frac{14.4}{--}$	$\frac{0.57}{0.32}$	E11h-05-060
007662		Glazing bead	0.212	$\frac{12.4}{--}$	$\frac{0.62}{0.21}$	E11h-05-060
010336		Glazing bead	0.164	$\frac{8.7}{--}$	$\frac{0.38}{0.20}$	E11h-05-060
			Version 04.2014 Page No. E11h-05-010 File No. 195E11h01	PROFILE INDEX		E11h

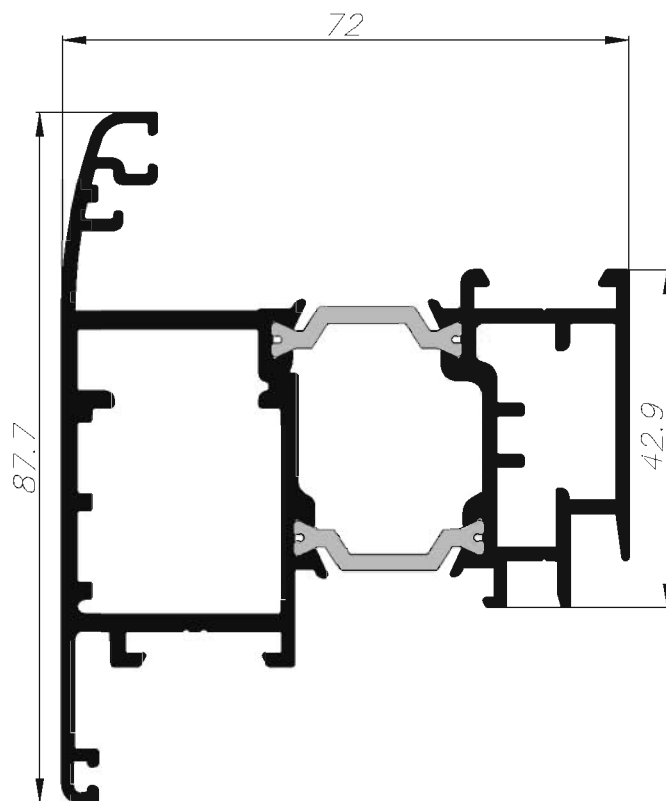
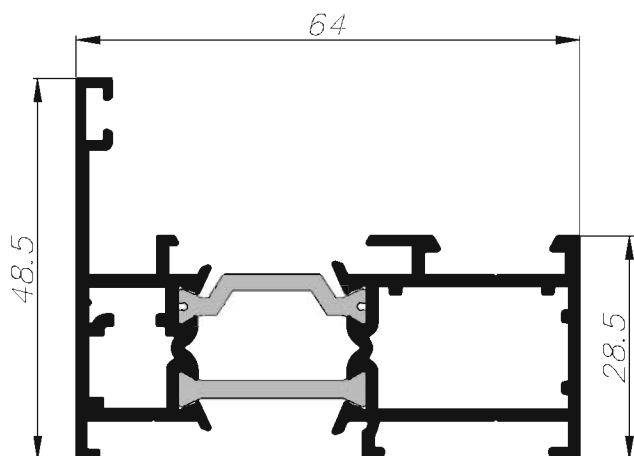


1.425	Mass, kg/m	Frame			
11.27	cm ⁴ I _{xx}	37.0	Outside perimetr, cm	731005	
26.57	cm ⁴ I _{yy}	28.3	Inside perimetr, cm		

1.187	Mass, kg/m	Frame			
4.43	cm ⁴ I _{xx}	35.0	Outside perimetr, cm	731009	
19.62	cm ⁴ I _{yy}	20.2	Inside perimetr, cm		



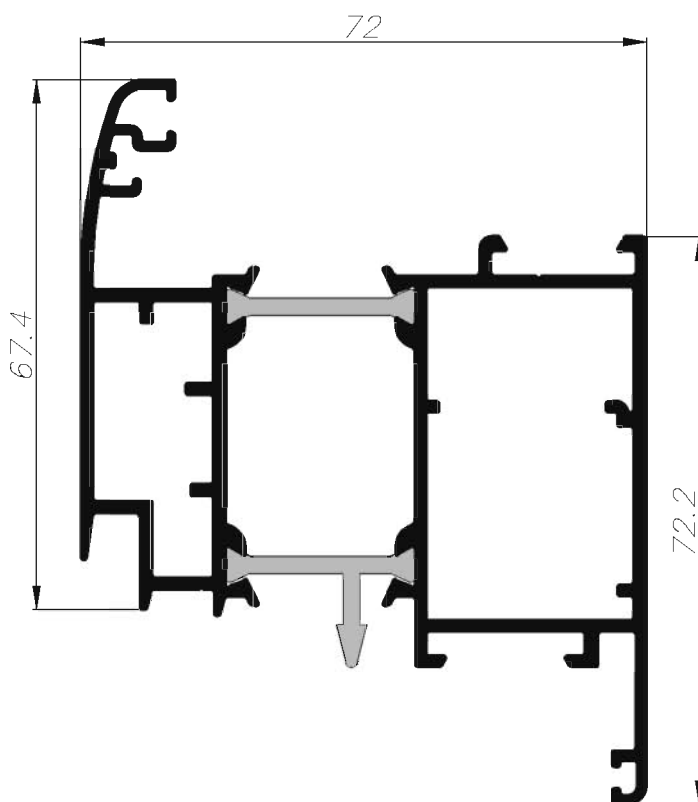
1.356	Mass, kg/m	Sash for window			
8.34	cm ⁴ I _{xx}	48.0	Outside perimetr, cm	030004	
29.28	cm ⁴ I _{yy}	18.4	Inside perimetr, cm		



1.356	Mass, kg/m	Frame		2.023	Mass, kg/m	Sash for window	
8.34	cm ⁴ I _{xx}	48.0	Outside perimetr, cm	27.17	cm ⁴ I _{xx}	47.21	Outside perimetr, cm
29.28	cm ⁴ I _{yy}	18.4	Inside perimetr, cm	46.26	cm ⁴ I _{yy}	37.03	Inside perimetr, cm

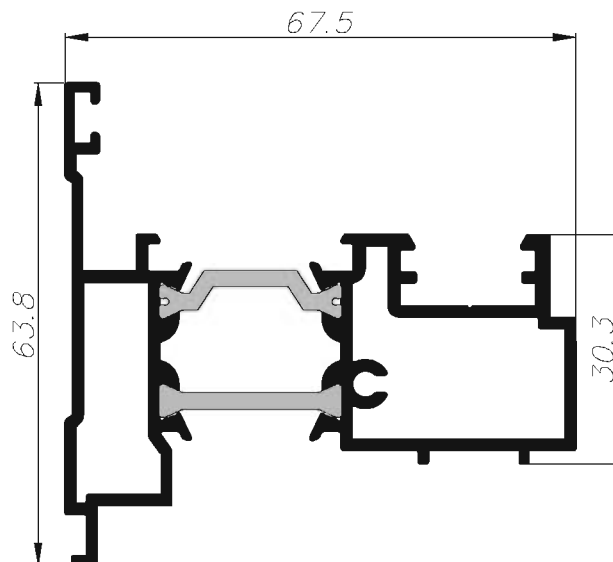
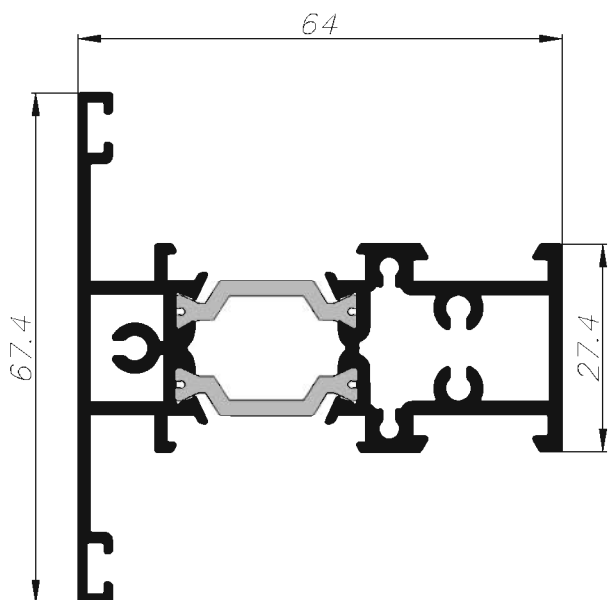
030068

030089



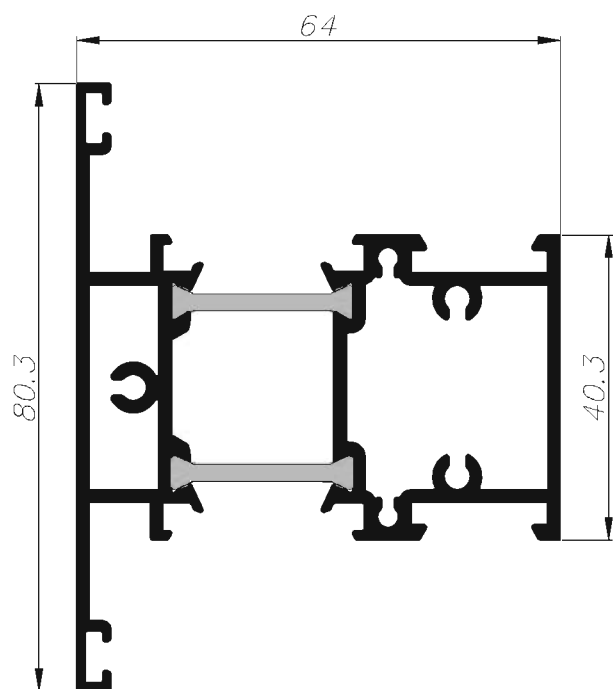
1.954	Mass, kg/m	Sash for window	
28.89	cm ⁴ I _{xx}	51.2	Outside perimetr, cm
45.44	cm ⁴ I _{yy}	37.1	Inside perimetr, cm

731006

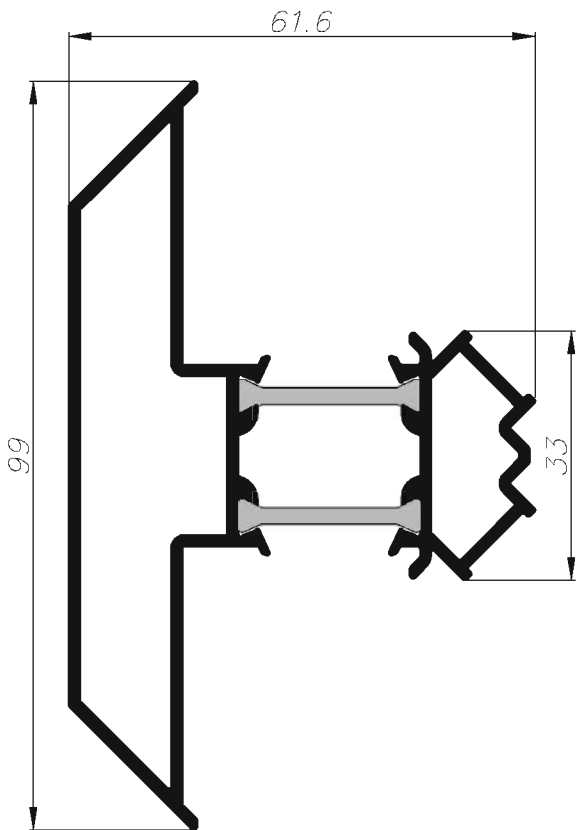
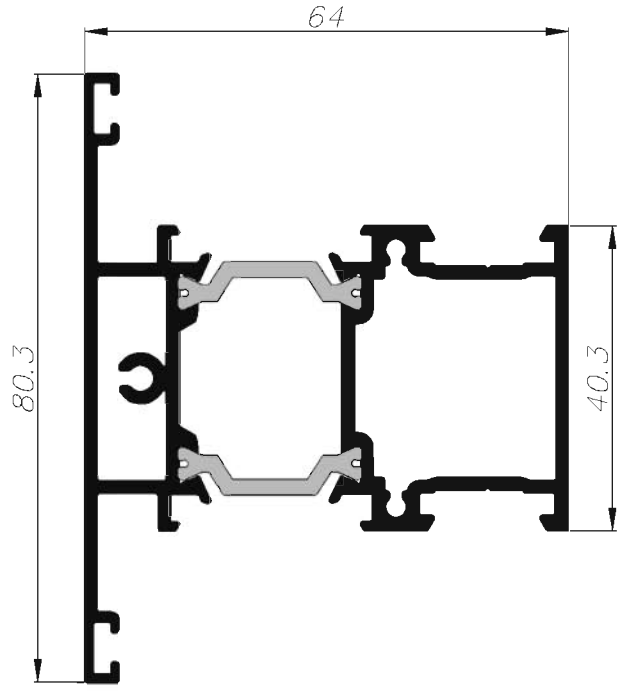


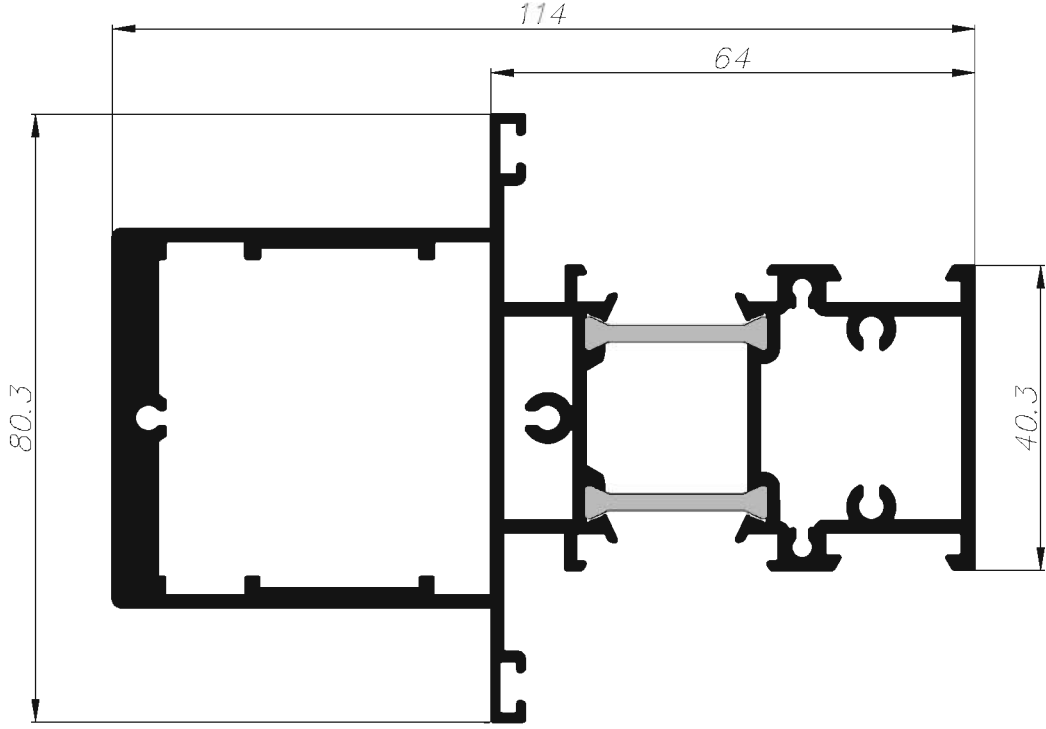
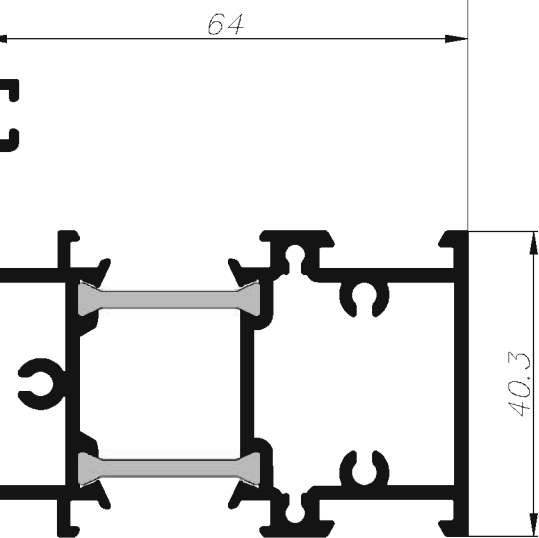
1.473	Mass, kg/m	Divider for window		
7.47	cm ² I _{xx}	40.6	Outside perimetr, cm	731011
25.3	cm ² I _{yy}	26.2	Inside perimetr, cm	


1.358	Mass, kg/m	Profile two sashes		
7.8	cm ² I _{xx}	37.8	Outside perimetr, cm	030030
23.58	cm ² I _{yy}	26.9	Inside perimetr, cm	

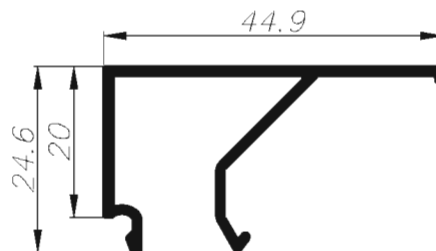
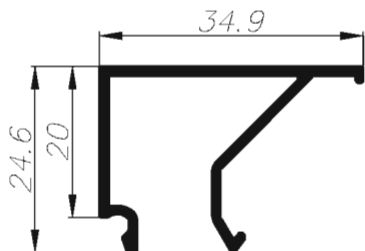


1.699	Mass, kg/m	Divider for window		
15.98	cm ² I _{xx}	42.4	Outside perimetr, cm	731012
30.94	cm ² I _{yy}	33.4	Inside perimetr, cm	

							
1.503	Mass, kg/m	Corner mullion 90°		1.652	Mass, kg/m	Divider for window	
25.8	cm ⁴ Ixx	35.8	Outside perimetr, cm	15.64	cm ⁴ Ixx	43.1	Outside perimetr, cm
19.38	cm ⁴ Iyy	33.8	Inside perimetr, cm	29.56	cm ⁴ Iyy	30.7	Inside perimetr, cm
030026				731008			

							
3.210	Mass, kg/m	Mullion		3.210	Mass, kg/m	Mullion	
35.0	cm ⁴ Ixx	68.5	Outside perimetr, cm	35.0	cm ⁴ Ixx	68.5	Outside perimetr, cm
160.4	cm ⁴ Iyy	52.8	Inside perimetr, cm	160.4	cm ⁴ Iyy	52.8	Inside perimetr, cm
030055				030055			

 extal	Version	04.2014	PROFILE INDEX 1:1	E11h
	Page No.	E11h-05-050		
	File No.	195E11h02		

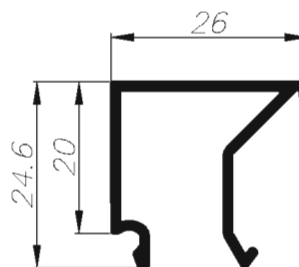
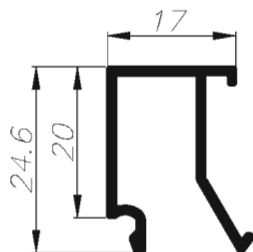


0.310	Mass, kg/m	Glazing bead	
0.76	cm ³ Ixx	18.5	Outside perimetr, cm
0.23	cm ³ Iyy	--	Inside perimetr, cm

010091

0.344	Mass, kg/m	Glazing bead	
0.83	cm ³ Ixx	20.5	Outside perimetr, cm
0.21	cm ³ Iyy	--	Inside perimetr, cm

010094

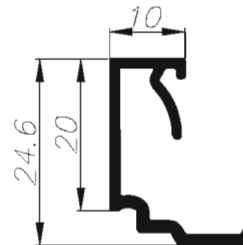
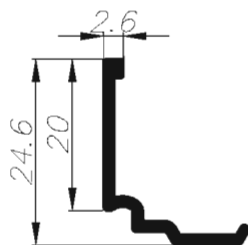


0.224	Mass, kg/m	Glazing bead	
0.57	cm ³ Ixx	14.4	Outside perimetr, cm
0.32	cm ³ Iyy	--	Inside perimetr, cm

007529

0.262	Mass, kg/m	Glazing bead	
0.65	cm ³ Ixx	16.5	Outside perimetr, cm
0.64	cm ³ Iyy	--	Inside perimetr, cm

007621











0.164	Mass, kg/m	Glazing bead	
0.38	cm ³ Ixx	8.7	Outside perimetr, cm
0.20	cm ³ Iyy	--	Inside perimetr, cm










010336




0.212	Mass, kg/m	Glazing bead	
0.62	cm ³ Ixx	12.4	Outside perimetr, cm
0.21	cm ³ Iyy	--	Inside perimetr, cm

007662






מק"ט	תאור	תמונה	גימור	חומר	יחידה	מס. עמוד בקטלוג
216953	אטם צורתי לפרופיל 010661		B	EPDM מזקצף	יח'	B22-06-055
216952	אטם צורתי לפרופיל 010674		B	EPDM מזקצף	יח'	B22-06-055
201744	מעצור כנף לכיס		B,W	אלומיניום	יח'	B22-06-055
209161	מבלט		--	--	--	B22-06-060
206164	אטם דיגוג פנימי 4 מ"מ		B	EPDM	מטר	B22-06-070
206163	אטם דיגוג חיצוני 4 מ"מ		B	EPDM	מטר	B22-06-070
206232	אטם דיגוג פנימי 3 מ"מ		B	EPDM	מטר	B22-06-070
206231	אטם דיגוג חיצוני 3 מ"מ		B	EPDM	מטר	B22-06-070
206276	אטם דיגוג פנימי 2 מ"מ		B	EPDM	מטר	B22-06-070
206162	אטם דיגוג חיצוני 2 מ"מ		B	EPDM	מטר	B22-06-070
206812	מברשת עם סנפיר לזווית 4.8x800 מ"מ		B	פוליפרופילן	מטר	B22-06-070
206806	מברשת עם סנפיר לכנף ולשולב 4.8x575 מ"מ		B	פוליפרופילן	מטר	B22-06-070
206531	גומי לרשת		B	PVC	מטר	B22-06-070








203111	Stretching joint corner	203108	Stretching joint corner
			
203186	Stretching joint corner	203204	Corner aid 6.6x2.2
			
203207	Pin for small corner	203205	Small corner
			
		203206	Corner joints
			
		Version 1.2013 גרסה Page No. E11h-06-010 עמוד File No. 156E11h01 קובץ	ACCESSORIES INDEX
			E11h











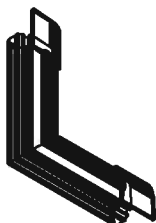


208117	Draining cork	203304	Cross joint for T profile
			
208103	Caps set	201108	Window hinge
			
201306	Set of screws for friction arm window 16"	201311	Set friction arm window 16"
			
202104	Rod	202171	Intermediate closing
			
 extal		Version 1.2013 גרסה Page No. E11h-06-020 מס. עמוד File No. 156E11h01 מס. קובץ	ACCESSORIES INDEX E11h

208214	Protecting Corner	201704	Connector
			
212169	Bolt clamp for window	202423	Set window bolt
			
201414	Window Opening 150 mm Restricter	201730	Sash Imprison
			
201407	Window Opening 450 mm Restricter	201413	Window Opening 250 mm Restricter
			
 extal		Version 1.2013 גרסה Page No. E11h-06-030 מס. עמוד File No. 156E11h01 מס. קובץ	
		ACCESSORIES INDEX	E11h

203601	Regolatore	204302	Space for glass
			
202210	Unika handle	202204	Euro handle
			
202250	Hendle	202245	Prima handle
			
<div><div></div><div>Version 1.2013 גרסה Page No. E11h-06-040 מס. עמוד File No. 156E11h01 מס. קובץ</div></div>		ACCESSORIES INDEX	E11h

201642	Horizontal Bolt Points Set	212205	Handel
			
201641	Vertical Bolt Points Set	201603	Corner
			
 extal		Version 1.2013 גרסה Page No. E11h-06-050 מס. עמוד File No. 156E11h01 מס. קובץ	ACCESSORIES INDEX E11h

201588	Tilt And Turn Mechanical set Regular For Width 671-1300mm	201587	Tilt And Turn Mechanical set Regular For Width 370-670mm
			
<div> <div>201589</div> <div>Tilt And Turn Mechanical set Regular For Width 1301-1700mm</div>  </div>			
201591	Tilt And Turn Mechanical set Logic For Width 671-1300mm	201590	Tilt And Turn Mechanical set Logic For Width 370-670mm
			
<div> <div>201592</div> <div>Tilt And Turn Mechanical set Logic For Width 1301-1700mm</div>  </div>			
		Version 1.2013 גרסה Page No. E11h-06-060 מס. עמוד File No. 156E11h01 מס. קובץ	ACCESSORIES INDEX E11h

206202	External gasket 2.5 mm	206203	Internal gasket 2 mm
			
206207	External gasket 3.5 mm	206206	Internal gasket 3 mm
			
206274	External gasket 6.5 mm	206204	Internal gasket 4 mm
			
206401	Frame/Sash seal	206205	Internal gasket 5 mm
			
206402	Frame/Sash seal	206201	Internal gasket 6 mm
			
206101	Corner for central gasket	206302	Central gasket
			
 extal		Version 1.2013 Page No. E11h-06-070 File No. 156E11h02	GASKET INDEX E11h

